

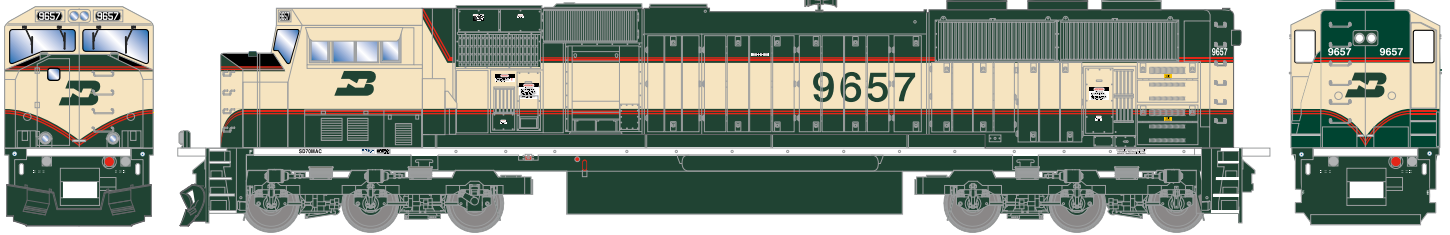


# HO SD70MAC Diesel Locomotive

Announced 10.23.15  
Orders Due: 11.27.15

ETA: September 2016

## Burlington Northern



Era: 1995+

### Without Sound

ATHG64786	HO SD70MAC, Phase IV BN #9657
ATHG64787	HO SD70MAC, Phase IV BN #9679
ATHG64788	HO SD70MAC, Phase IV BN #9706

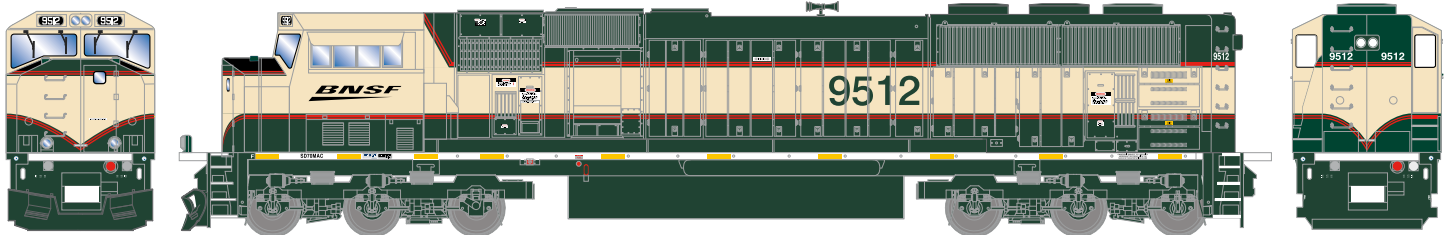
### With Sound

ATHG64886	HO SD70MAC, Phase IV w/DCC & Sound BN #9657
ATHG64887	HO SD70MAC, Phase IV w/DCC & Sound BN #9679
ATHG64888	HO SD70MAC, Phase IV w/DCC & Sound BN #9706

### BN FEATURES:

- Phase IV
- Delivered 3/95 – 12/95
- Early HTC-R trucks
- Small EMD Plow

## Burlington Northern Santa Fe



Era: 2000's+

### Without Sound

ATHG64789	HO SD70MAC, Phase III BNSF #9512
ATHG64790	HO SD70MAC, Phase III BNSF #9520
ATHG64791	HO SD70MAC, Phase III BNSF #9539

### With Sound

ATHG64889	HO SD70MAC, Phase III w/DCC & Sound BNSF #9512
ATHG64890	HO SD70MAC, Phase III w/DCC & Sound BNSF #9520
ATHG64891	HO SD70MAC, Phase III w/DCC & Sound BNSF #9539

### BNSF ex-BN FEATURES:

- Phase III
- Delivered 1/95 – 3/95
- Early HTC-R trucks
- BNSF "wedge" patch
- Small EMD Plow


w/o Sound \$189.98

With **Tsunami** Sound \$289.98

These items are subject to Horizon's MAP policy



Visit Your Local Retailer | Visit [www.athearn.com](http://www.athearn.com) | Call 1.800.338.4639




# HO SD70MAC Diesel Locomotive

Announced 10.23.15  
Orders Due: 11.27.15

ETA: September 2016

## Conrail



Era: 1998+

### Without Sound

ATHG64792	HO SD70MAC, Phase VIa CR #4131
ATHG64793	HO SD70MAC, Phase VIa CR #4137
ATHG64794	HO SD70MAC, Phase VIa CR #4143


### With Sound

ATHG64892	HO SD70MAC, Phase VIa w/DCC & Sound CR #4131
ATHG64893	HO SD70MAC, Phase VIa w/DCC & Sound CR #4137
ATHG64894	HO SD70MAC, Phase VIa w/DCC & Sound CR #4143

### CR FEATURES:

- Phase VIa
- Delivered 3/98 – 6/98
- Late HTC-R trucks
- X-panel engine roof doors
- Small EMD Plow

## Kansas City Southern



Era: 2005+

### Without Sound

ATHG64798	HO SD70MAC, Phase VIIIa KCS #3936
ATHG64799	HO SD70MAC, Phase VIIIa KCS #3950
ATHG64800	HO SD70MAC, Phase VIIIa KCS #3965

### With Sound

ATHG64898	HO SD70MAC, Phase VIIIa w/DCC & Sound KCS #3936
ATHG64899	HO SD70MAC, Phase VIIIa w/DCC & Sound KCS #3950
ATHG64900	HO SD70MAC, Phase VIIIa w/DCC & Sound KCS #3965

### KCS FEATURES:

- Phase VIIIa
- Delivered to TFM 1999 as 1600-1674
- Sold to KCS 2005
- Late HTC-R trucks
- Small EMD Plow

w/o Sound \$189.98

With **Tsunami** Sound \$289.98

These items are subject to Horizon's MAP policy



Visit Your Local Retailer | Visit [www.athearn.com](http://www.athearn.com) | Call 1.800.338.4639



# HO SD70MAC Diesel Locomotive

Announced 10.23.15  
Orders Due: 11.27.15

ETA: September 2016

## CSX



Era: 2006+

### Without Sound

ATHG64795	HO SD70MAC, Phase VIIIb CSX #4532
ATHG64796	HO SD70MAC, Phase VIIIb CSX #4543
ATHG64797	HO SD70MAC, Phase VIIIb CSX #4555


### With Sound

ATHG64895	HO SD70MAC, Phase VIIIb w/DCC & Sound CSX #4532
ATHG64896	HO SD70MAC, Phase VIIIb w/DCC & Sound CSX #4543
ATHG64897	HO SD70MAC, Phase VIIIb w/DCC & Sound CSX #4555

### CSX FEATURES:

- Phase VIIIb
- Delivered 8/99 – 3/00
- Delivered as #725-774
- Renumbered 2006
- Late HTC-R trucks
- Large Plow

## Paducah & Louisville



Era: 2013+

### Without Sound

ATHG64801	HO SD70MAC, Phase VIIa P&L #4504
ATHG64802	HO SD70MAC, Phase VIIa P&L #4510
ATHG64803	HO SD70MAC, Phase VIIa P&L #4519

### With Sound

ATHG64901	HO SD70MAC, Phase VIIa w/DCC & Sound P&L #4504
ATHG64902	HO SD70MAC, Phase VIIa w/DCC & Sound P&L #4510
ATHG64903	HO SD70MAC, Phase VIIa w/DCC & Sound P&L #4519

### P&L FEATURES:

- Phase VIIa
- Delivered to CSX 7/97-9/97 as #700-724
- Renumbered 4500-4524
- Sold to P&L 1/13
- Small EMD Plow

w/o Sound \$189.98

With **Tsunami** Sound \$289.98

These items are subject to Horizon's MAP policy



Visit Your Local Retailer | Visit [www.athearn.com](http://www.athearn.com) | Call 1.800.338.4639



# HO SD70MAC Diesel Locomotive

Announced 10.23.15  
Orders Due: 11.27.15

ETA: September 2016

## All Road Names

### LOCOMOTIVE FEATURES:

- Fully-assembled and ready-to-run
- DCC-ready features Quick Plug™ plug-and-play technology with both 8- and 9-pin connector
- Scaled from prototype resources including drawings, field measurements, photographs, and more
- Accurately-painted and printed paint schemes
- See through cab windows
- Full cab interior
- Standard cabs include sliding windows
- Walkway tread
- Illuminated ditch lights
- Fine-scale Celcon handrails for scale appearance
- See through dynamic brake grilles on each side of the long hood behind cab
- Windshield wipers
- Wire grab irons
- Detailed fuel tank with fuel fillers, fuel gauges, breather pipes, and retention tanks
- Sander lines
- McHenry scale knuckle couplers - Kadee compatible
- Multi-part HTCR truck sideframes
- Genesis driveline with 5-pole skew wound motor, precision machined flywheels, Genesis Trucks, and multi-link drivetrain for trouble free operation
- All-wheel drive with precision gears for smooth and quiet operation
- All-wheel electrical pickup provides reliable current flow
- Wheels with RP25 contours operate on all popular brands of track
- Incandescent bulbs for realistic appearance
- Bidirectional constant lighting so headlight brightness remains constant
- Heavy die-cast frame for greater traction and more pulling power
- Packaging securely holds for the model for safe storage
- Replacement parts available

### SOUND EQUIPPED MODELS ALSO FEATURE:

- Onboard DCC decoder with SoundTraxx Tsunami sound
- Sound units operate in both DC and DCC
- Full DCC functions available when operated in DCC mode
- Engine, horn, and bell sounds work in DC
- All functions NMRA compatible in DCC mode
- Excellent Slow speed control
- Operating lighting functions with F5 and/or F6 (Flashing ditch lights, beacon, etc)
- Program a multiple unit (MU) lashup with lead unit only horn, bell, and lights
- Many functions can be altered via Configuration Value (CV) changes
- CV chart included

### PROTOTYPE INFO:

During the early-1990's, EMD teamed-up with German engineering company Siemens to experiment with having an average, modern, North American type of freight diesel locomotive to become capable of providing AC-traction drive currents, and thus providing a high-horsepower rating and lower fuel consumption for railroads which had an ever-increasing demand for saving fuel consumption by using a lesser amount of units to haul most of their trains.

The EMD SD70MAC was first introduced in early 1993, and began production later-on during the same year after numerous tests and improvements were made. Since then, the EMD SD70MAC has been a staple of heavy freight lines across the country.

As with every Athearn Genesis release, the level of prototypical detail is nothing short of spectacular. Each individual model comes fully assembled and is meticulously crafted to match the prototype that was researched to create it.

w/o Sound \$189.98

With Tsunami Sound \$289.98

These items are subject to Horizon's MAP policy

