
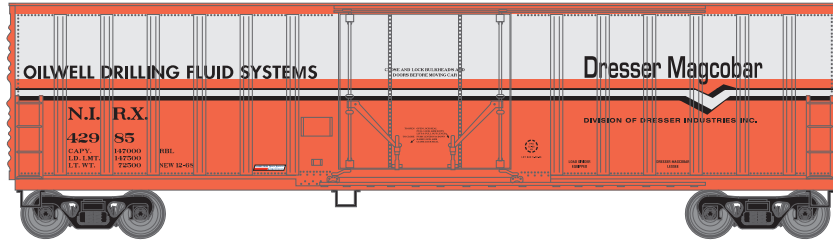






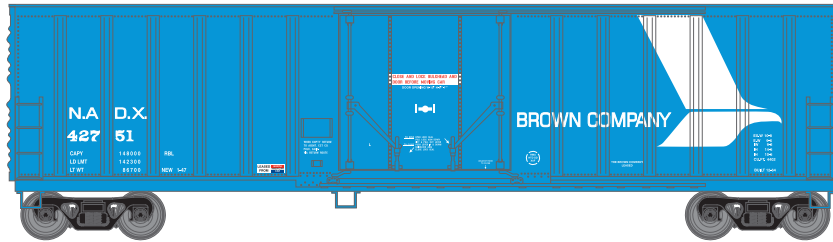
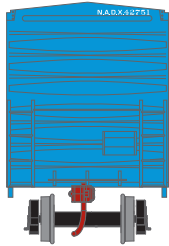
Announced: 11-22-11  
**Orders Due: 12-16-11**  
 ETA: July 2012

**HO SCALE**

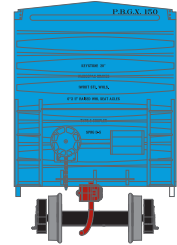
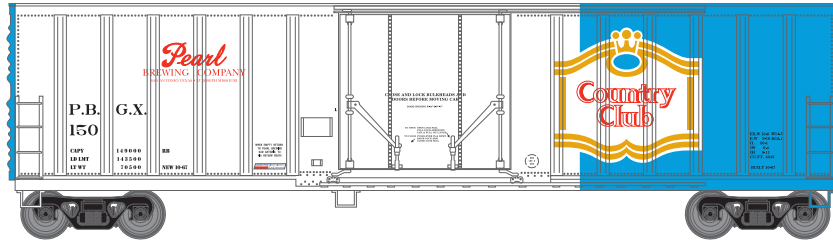
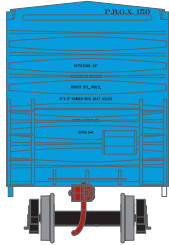
# 50' NACC Box Car



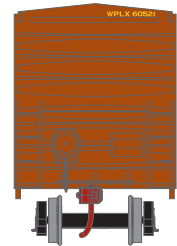
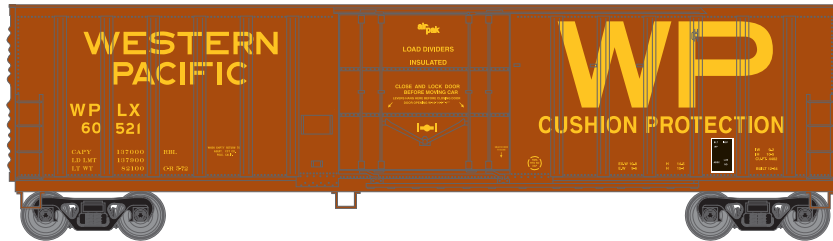
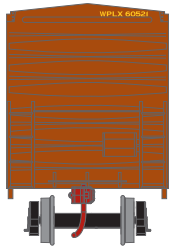
- \_\_\_ 88163 Dresser Magcoabar #42985 \$34.98
- \_\_\_ 88164 Dresser Magcoabar #42996 \$34.98
- \_\_\_ 88165 Dresser Magcoabar #43001 \$34.98



- \_\_\_ 88166 Brown Company #42751 \$34.98
- \_\_\_ 88167 Brown Company #42753 \$34.98
- \_\_\_ 88168 Brown Company #42756 \$34.98



- \_\_\_ 88169 Pearl Brewing #150 \$34.98
- \_\_\_ 88170 Pearl Brewing #155 \$34.98
- \_\_\_ 88171 Pearl Brewing #169 \$34.98



- \_\_\_ 88172 Western Pacific #60521 \$34.98\*
- \_\_\_ 88173 Western Pacific #60523 \$34.98\*
- \_\_\_ 88174 Western Pacific #60524 \$34.98\*

Era: Late 1960s - 1990s

- McHenry® scale knuckle spring couplers
- Applied metal grab irons and etched end platforms
- RP25 machined metal wheels
- Ready-To-Roll 70 ton trucks
- Weighted for optimum performance
- Pullman Standard or Superior plug doors
- Pullman Standard or Stanray (Superior) roof (to match prototype)

Athearn Trains • 1600 Forbes Way • Suite 120 • Long Beach, CA • 90810  
 310-763-7140 • 877-422-9316 • fax 310-895-7484 • www.athearn.com