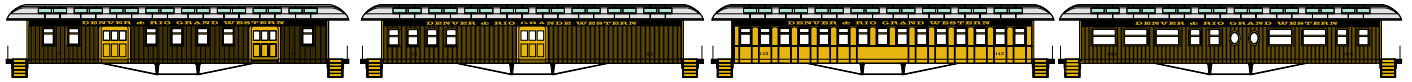




ANNOUNCED: 12-20-11
 ORDERS DUE: 1-20-12
 ETA: AUGUST 2012


50' OVERLAND PASSENGER CARS




- ___ 84801 OVERLAND COACH ATSF - SANTA FE (RERUN) \$33.98
- ___ 84821 OVERLAND 4 PACK ATSF - SANTA FE (RERUN) \$118.98



- ___ 84806 OVERLAND COACH VIRGINIA & TRUCKEE (RERUN) \$33.98
- ___ 84826 OVERLAND 4 PACK VIRGINIA & TRUCKEE (RERUN) \$118.98



- ___ 84808 OVERLAND COACH CANADIAN PACIFIC (RERUN) \$33.98
- ___ 84828 OVERLAND 4 PACK CANADIAN PACIFIC (RERUN) \$118.98



- ___ 84815 OVERLAND COACH D&RGW (RERUN) \$33.98*
- ___ 84835 OVERLAND 4 PACK D&RGW (RERUN) \$118.98*

ERA: 1880S TO 1940S

- UPGRADED WITH BODY MOUNTED COUPLERS AND 7' COMMONWEALTH TRUCKS
- MACHINED 33" METAL RP25 PROFILE WHEELS
- MCHENRY® SCALE KNUCKLE SPRING COUPLERS
- RAZOR SHARP PAINTING AND PRINTING
- MOLDED PLASTIC UNDERFRAMES WITH SEPARATELY APPLIED BRAKE CYLINDER
- NEW WINDOW AND CLERESTORY GLAZING
- WIRE FORMED TRUSS RODS
- FULLY ASSEMBLED
- WEIGHTED FOR OPTIMUM PERFORMANCE

FOUR PACK CONSISTS OF BAGGAGE/COMBINE, MAIL CAR, COACH AND BUSINESS CAR. COACH HAS DIFFERENT ROAD NUMBER THAN THE SINGLE COACH.

ROUNDHOUSE TRAINS • 1600 FORBES WAY • SUITE 120 • LONG BEACH, CA • 90810
 310-763-7140 • 877-422-9316 • FAX 310-895-7484 • WWW.ROUNDHOUSETRAINS.COM