



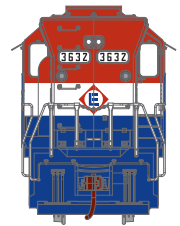


Announced: 7-19-11  
**Orders Due: 8-19-11**  
 ETA: January 2012

**HO SCALE**

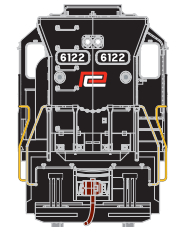
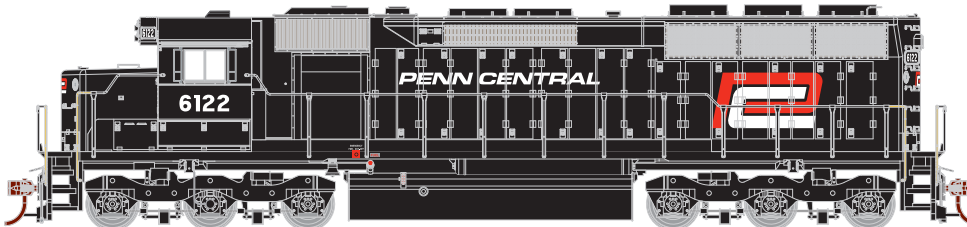
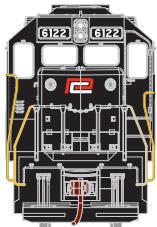
# SD45



- \_\_\_ 98036 Northern Pacific #3619                      \$119.98\*
- \_\_\_ 98037 Northern Pacific #3622                      \$119.98\*
- \_\_\_ 98038 Northern Pacific #3625                      \$119.98\*



- \_\_\_ 98039 Erie Lackawanna #3632                      \$129.98



- \_\_\_ 98040 Penn Central #6122                              \$119.98
- \_\_\_ 98041 Penn Central #6125                              \$119.98
- \_\_\_ 98042 Penn Central #6139                              \$119.98
- \_\_\_ 98043 Penn Central #6162                              \$119.98

Era: 1966 to present

- Upgraded tooling
- Window glazing
- DCC-ready using Quick Plug technology with 8- and 9-pin plugs
- Prototype specific details, such as:
  - Headlights
  - Battery access doors
  - Coupler cut levers
  - Electrical cabinet / Air filter box
  - Celcon handrails
  - Separately applied air tanks
  - Grilles
  - Air horn
  - Fans
  - Fuel tank (plastic)
  - High or low nose
  - Snow plow where appropriate
  - McHenry® scale knuckle spring couplers
  - Separately applied wire grab irons
  - Operating headlights utilizing microbulbs
  - MU Hoses
  - Bell
  - "L" window where appropriate
  - Truck sideframes

Athearn Trains • 1600 Forbes Way • Suite 120 • Long Beach, CA • 90810  
 310-763-7140 • fax 562-427-0536 • www.athearn.com