


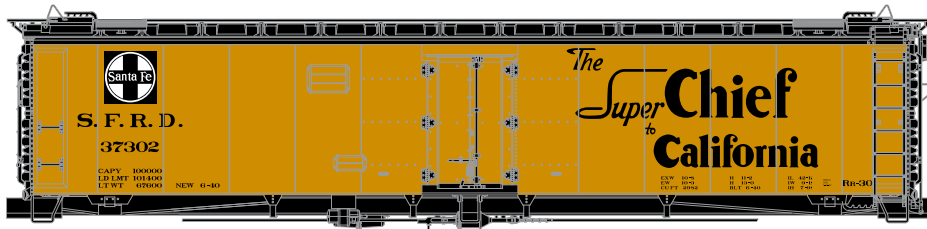

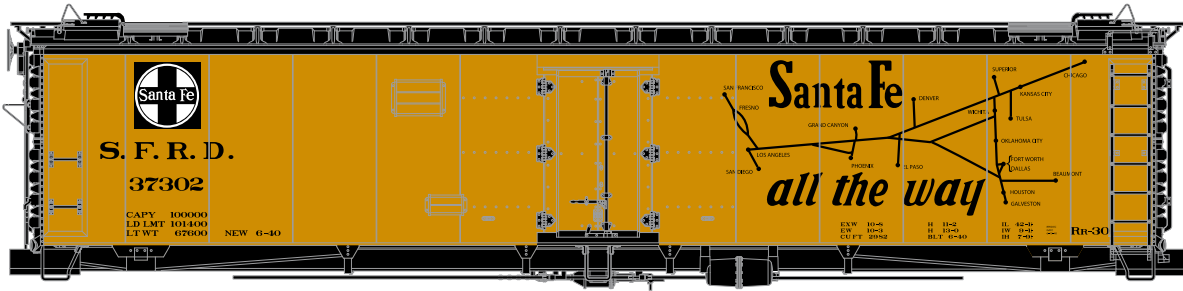


50' Ice Reefer

Santa Fe


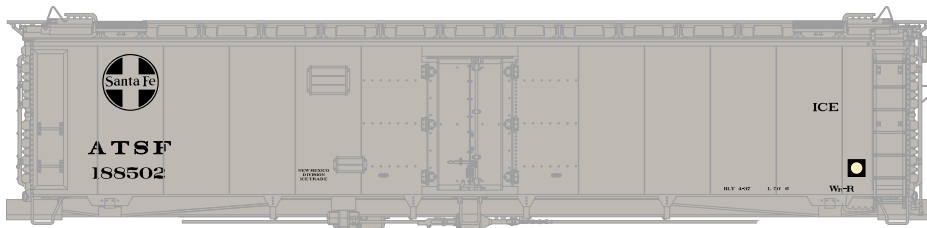

Announced 7.28.17
Orders Due: 8.25.17

ETA: July 2018



Era: 1940+


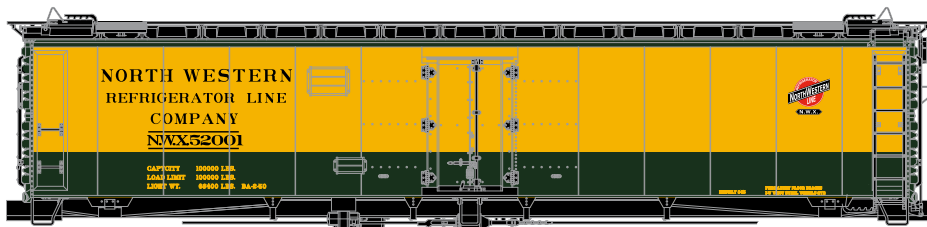

- | | |
|----------|---|
| ATH97348 | HO RTR 50' Ice Bunker Reefer, SF #37302 |
| ATH97349 | HO RTR 50' Ice Bunker Reefer, SF #37323 |
| ATH97350 | HO RTR 50' Ice Bunker Reefer, SF #37329 |
| ATH97351 | HO RTR 50' Ice Bunker Reefer, SF #37378 |
| ATH97352 | HO RTR 50' Ice Bunker Reefer, SF #37387 |



Era: 1979+

- | | |
|----------|--|
| ATH97353 | HO RTR 50' Ice Bunker Reefer, SF/MOW #188502 |
| ATH97354 | HO RTR 50' Ice Bunker Reefer, SF/MOW #188527 |
| ATH97355 | HO RTR 50' Ice Bunker Reefer, SF/MOW #188555 |

North Western Refrigerator Line (C&NW)*



Era: 1950+

- | | |
|----------|---|
| ATH97356 | HO RTR 50' Ice Bunker Reefer, C&NW #52001 |
| ATH97357 | HO RTR 50' Ice Bunker Reefer, C&NW #52008 |
| ATH97358 | HO RTR 50' Ice Bunker Reefer, C&NW #52015 |

\$29.98SRP

* Union Pacific Licensed Product



Visit Your Local Retailer | Visit www.athearn.com | Call 1.800.338.4639


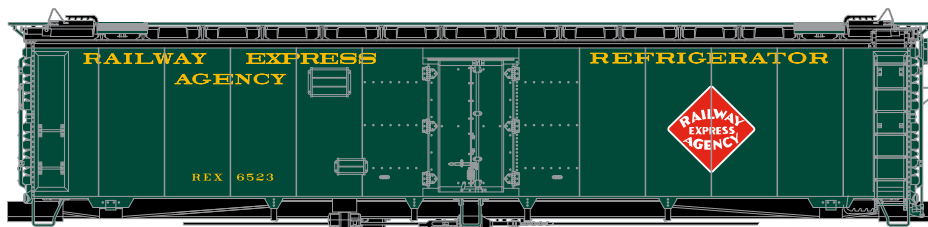



50' Ice Reefer

Announced 7.28.17
Orders Due: 8.25.17

ETA: July 2018

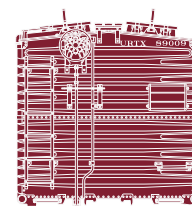
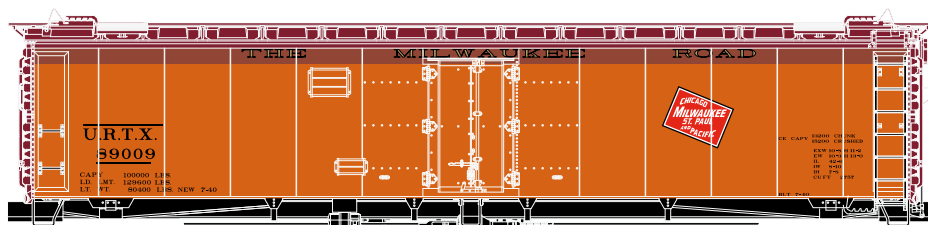

Railway Express Agency



Era: 1940+

ATH97359	HO RTR 50' Ice Bunker Reefer, REA #6523
ATH97360	HO RTR 50' Ice Bunker Reefer, REA #6537
ATH97361	HO RTR 50' Ice Bunker Reefer, REA #6550

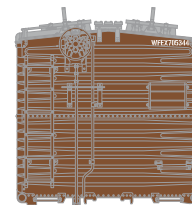
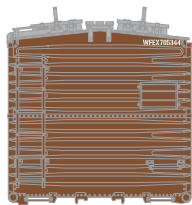
Milwaukee Road



Era: 1940+

ATH97362	HO RTR 50' Ice Bunker Reefer, MILW #89009
ATH97363	HO RTR 50' Ice Bunker Reefer, MILW #89025
ATH97364	HO RTR 50' Ice Bunker Reefer, MILW #89042

Western Fruit Express (BN)



Era: 1971+

ATH97365	HO RTR 50' Ice Bunker Reefer, WFE/BN #705344
ATH97366	HO RTR 50' Ice Bunker Reefer, WFE/BN #705357
ATH97367	HO RTR 50' Ice Bunker Reefer, WFE/BN #705369

All Road Names

Non-ATSF Models: These colorful cars are intended to capture the flavor of vintage 50' Ice Reefers. They are not intended to be prototypically accurate.

MODEL FEATURES:

- Fully assembled and ready for your layout
- Newly tooled National B-1 trucks
- Includes molded and wire form grab irons, stirrup steps and recessed ladders
- Positionable Santa Fe-style reversed ice hatches with etched hatch stops
- Separately applied door latch bars
- Separately applied end tack boards
- Photo-etched brake platform
- Machined RP25 profile metal wheels
- McHenry scale knuckle spring couplers installed

\$29.98SRP



Visit Your Local Retailer | Visit www.athearn.com | Call 1.800.338.4639