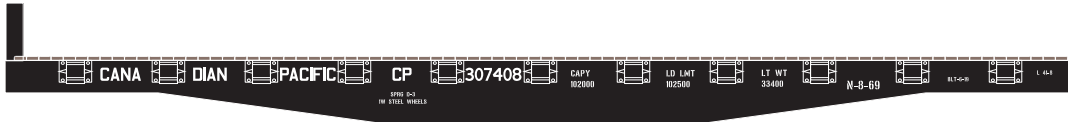




Announced: 6-22-10  
**Orders Due: 7-16-10**  
 ETA: November 2010

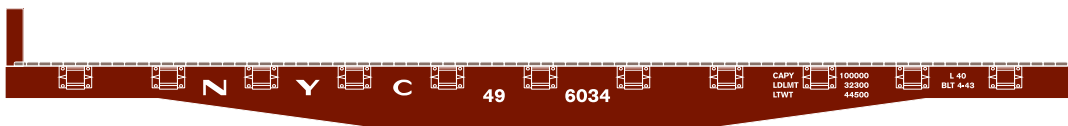
# 40' Flat Car



___ 96333 Canadian Pacific #307408	\$15.98
___ 96334 Canadian Pacific #307412	\$15.98
___ 96335 Canadian Pacific #307415	\$15.98



___ 96336 Milwaukee #63012	\$15.98
___ 96337 Milwaukee #63035	\$15.98
___ 96338 Milwaukee #63047	\$15.98



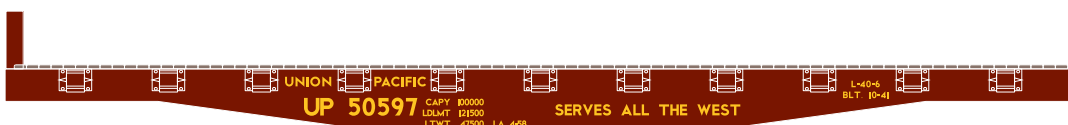
___ 96339 New York Central #496034	\$15.98
___ 96340 New York Central #496073	\$15.98
___ 96341 New York Central #496124	\$15.98



___ 96342 Pennsylvania #425964	\$15.98
___ 96343 Pennsylvania #426429	\$15.98
___ 96344 Pennsylvania #426587	\$15.98



___ 96345 Santa Fe #97083	\$15.98
___ 96346 Santa Fe #97107	\$15.98
___ 96347 Santa Fe #97126	\$15.98



___ 96348 Union Pacific #50597	\$15.98*
___ 96349 Union Pacific #54113	\$15.98*
___ 96350 Union Pacific #54144	\$15.98*

Era: 1940s - 1960s

- Fully assembled
- Razor-sharp printing and painting
- McHenry® scale knuckle couplers
- Perfect for small home layouts
- RP25 profile machined 33" metal wheel sets
- Weighted for optimum performance

Athearn Trains • 2883 East Spring Street • Suite 100 • Long Beach, CA • 90806  
 310-763-7140 • fax 562-427-0536 • www.athearn.com