

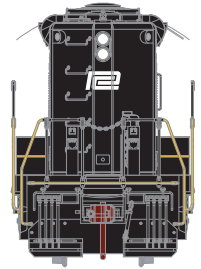

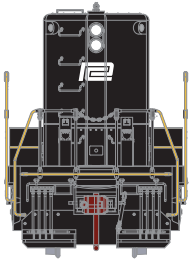
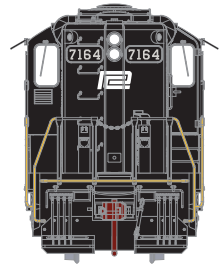

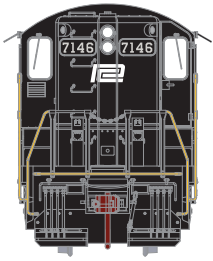


HO GP9 and GP9B Locomotive

Announced: 03.27.15
Orders Due: 04.24.15

ETA: February 2016

Penn Central



Without Sound

ATHG62816 #7146
ATHG62817 #7240
ATHG62818 #3826
ATHG62819 #3839

With Sound

ATHG62916 #7146
ATHG62917 #7240
ATHG62918 #3826
ATHG62919 #3839

ROAD NAME FEATURES

- New paint schemes
- Dynamic brakes
- Long hood forward
- 4-Hose MU
- 48" fans
- Tall square MU stand
- Pilot long grab above coupler lift bar
- Front and rear early Pyle headlight
- Phase III body and skirting
- 1,700 gallon fuel tank
- Footboards
- Era: 1967-1976

ROADNUMBER FEATURES

#7146:

- "F" on the sill is at the LONG hood end
- Cab armrest
- Cab sunshades
- Leslie S-3 air horn all bells forward

#7240:

- "F" on the sill is at the LONG hood end
- Cab rain gutter
- No sunshades
- Leslie S-3 air horn all bells forward

#3826 and #3839:

- All-new cableless B-unit body style
- "F" on the sill is at the LONG hood end
- Leslie Tyfon A-125-440-CA air horn
- No number boards

* Union Pacific Licensed Product

w/o Sound \$189.98 With **Tsunami** Sound \$289.98



Visit Your Local Retailer | Visit www.athearn.com | Call 1.800.338.4639





HO GP9 Locomotive

Announced: 03.27.15
Orders Due: 04.24.15

ETA: February 2016

New Haven



Without Sound

ATHG62820 #1204
ATHG62821 #1219
ATHG62822 #1227
ATHG62823 #1229

With Sound

ATHG62920 #1204
ATHG62921 #1219
ATHG62922 #1227
ATHG62923 #1229

ROAD NAME FEATURES

- New paint scheme
- Dynamic brakes
- All-new Extended raised walkways behind cab to accommodate water tanks
- Steam generator vents
- Hancock air whistle
- Cab rain gutter
- No sunshades
- Short hood forward
- 4-Hose MU
- 36" fans
- Winterization Hatch
- Low MU stand
- Pilot long grab above coupler lift bar
- Front and rear early Pyle headlight
- Phase II body and skirting
- 800 gallon fuel tank / 800 gallon water tank
- Footboards
- Era: 1956-1969

* Union Pacific Licensed Product

w/o Sound \$189.98 With **Tsunami** Sound \$289.98



Visit Your Local Retailer | Visit www.athearn.com | Call 1.800.338.4639



HO GP7 with HEP Locomotive

Announced: 03.27.15
Orders Due: 04.24.15

ETA: February 2016

Boston and Maine



Without Sound

ATHG62824 #1555
ATHG62825 #1558
ATHG62826 #1561
ATHG62827 #1562

With Sound

ATHG62924 #1555
ATHG62925 #1558
ATHG62926 #1561
ATHG62927 #1562

ROAD NAME FEATURES

- New paint scheme
- Head End Power cabinet on end of long hood
- Non-dynamic
- Steam generator vents
- Nathan airchime K3LAR2 mounted on side of short hood
- Cab rain gutter
- No sunshades
- Short hood forward
- 4-Hose MU
- 36" fans
- Winterization Hatch
- Pilot long grab above coupler lift bar
- Front and rear early Pyle headlight
- Phase II body and skirting
- 800 gallon fuel tank / 800 gallon water tank
- Footboards with sloped MU
- Era: 1950+



w/o Sound \$189.98 With **Tsunami** Sound \$289.98



Visit Your Local Retailer | Visit www.athearn.com | Call 1.800.338.4639



HO EMD GP7 and GP9 Locomotives

Announced: 01.23.15
Orders Due: 02.27.15

ETA: November 2015

MODEL FEATURES

- Front and rear MU catch boxes with footboard
- MU hoses
- Trainline hose
- Coupler cut levers
- Drop steps unless noted
- MU stands
- “Nub” style walkway tread
- Bell located behind the right front step
- Fine-scale handrails for scale appearance
- Wire grab irons
- Lift rings
- Windshield wipers
- Full cab interior
- See through cab windows
- Etched metal radiator intake grilles and fan grilles
- Two exhaust stacks and plates
- Air tanks mounted below sill unless noted
- Detailed fuel tank with fuel fillers, fuel gauges, breather pipes, and retention tanks
- Blomberg-B trucks with appropriate bearing caps
- Sander lines
- Speed recorder unless noted
- Fully-assembled and ready-to-run
- DCC-ready features Quick Plug™ plug-and-play technology with both 8- and 9-pin connector
- Scaled from prototype resources including drawings, field measurements, photographs, and more
- Accurately-painted and -printed paint schemes
- Body mounted McHenry operating scale knuckle couplers
- Genesis driveline with 5-pole skew wound motor, precision machined flywheels, and multi-link drivetrain for trouble free operation
- All-wheel drive with precision gears for smooth and quiet operation
- All-wheel electrical pickup provides reliable current flow
- Wheels with RP25 contours operate on Code 55, 70, 75, 83, and 100 rail
- Incandescent bulbs for realistic appearance
- Bidirectional constant lighting so headlight brightness remains constant
- Heavy die-cast frame for greater traction and more pulling power
- Packaging securely holds for the model for safe storage
- Replacement parts available
- Minimum radius: 18”

SOUND EQUIPPED MODELS ALSO FEATURE

- Onboard DCC decoder with SoundTraxx Tsunami decoder pre-installed
- Sound units operate in both DC and DCC
- Engine, horn, and bell sounds work in DC
- Some functions are limited in DC
- All functions NMRA compatible in DCC mode
- Slow speed control
- Program a multiple unit (MU) lashup with lead unit only horn, bell, and lights
- Lighting effects such as beacons, Gyralight where prototypically accurate
- Many functions can be altered via Configuration Value (CV) changes
- CV chart included in the box

w/o Sound \$189.98 With Tsunami Sound \$289.98



Visit Your Local Retailer | Visit www.athearn.com | Call 1.800.338.4639