

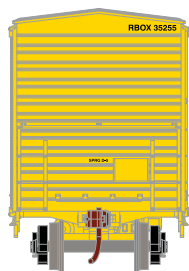


HO 50' PS 5277 Box Car

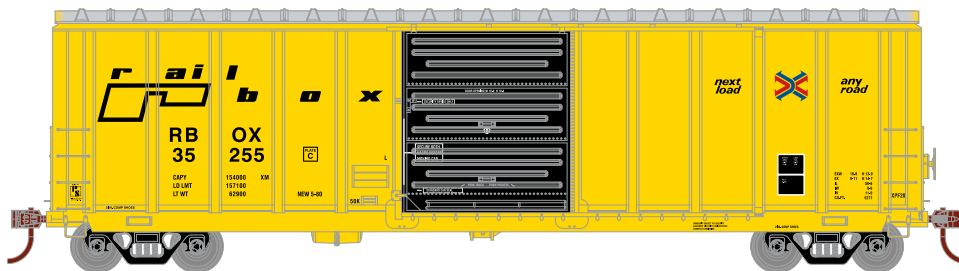
Announced 8.30.19
Orders Due: 9.27.19

ETA: August 2020

Railbox

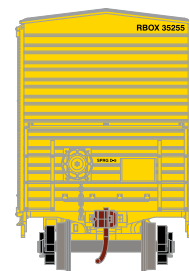


Era: 1989+




ATH15891
ATH15892
ATH15893

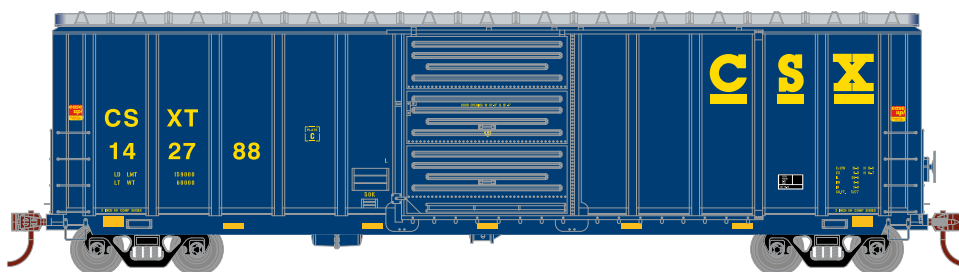
HO RTR 50' PS 5277 Box, RBOX Railbox Late #35255
HO RTR 50' PS 5277 Box, RBOX Railbox Late #35457
HO RTR 50' PS 5277 Box, RBOX Railbox Late #35710



CSX




Era: 2005+




ATH15894
ATH15895
ATH15896

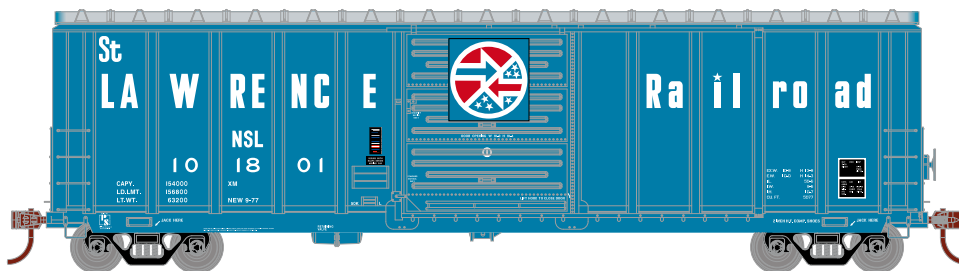
HO RTR 50' PS 5277 Box, CSX #142788
HO RTR 50' PS 5277 Box, CSX #142800
HO RTR 50' PS 5277 Box, CSX #142870



St. Lawrence Railroad




Era: 1977+




ATH15897
ATH15898
ATH15899

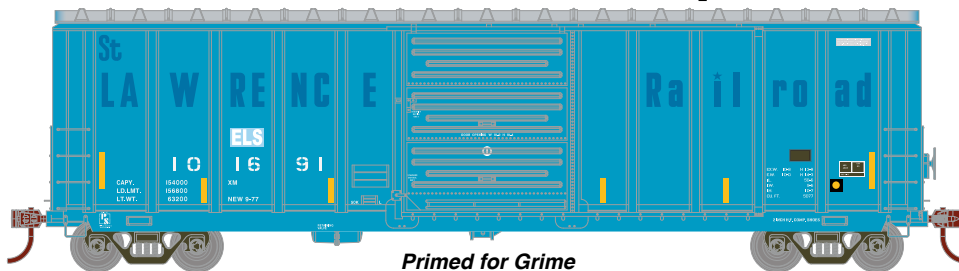
HO RTR 50' PS 5277 Box, NSL #101801
HO RTR 50' PS 5277 Box, NSL #101877
HO RTR 50' PS 5277 Box, NSL #181893



Escanaba and Lake Superior

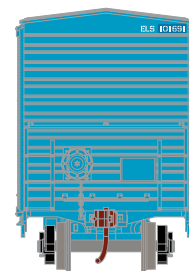


Era: 2005+



ATH15900
ATH15901
ATH15902
ATH15903

Primed for Grime
HO RTR 50' PS 5277 Box, ELS #101691
HO RTR 50' PS 5277 Box, ELS #101701
HO RTR 50' PS 5277 Box, ELS #101765
HO RTR 50' PS 5277 Box, ELS #101872



\$32.98SRP



Visit Your Local Retailer | Visit www.athernn.com | Call 1.800.338.4639




HO 50' PS 5277 Box Car

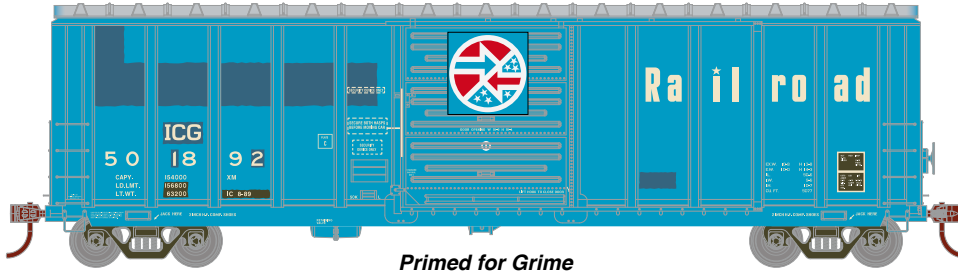
Announced 8.30.19
Orders Due: 9.27.19

ETA: August 2020

Illinois Central Gulf (Canadian National)




Era: 2000+




Primed for Grime

ATH15904 HO RTR 50' PS 5277 Box, ICG #501892
ATH15905 HO RTR 50' PS 5277 Box, ICG #501899



Wisconsin Central




Era: 2005+

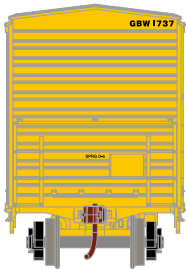


Primed for Grime

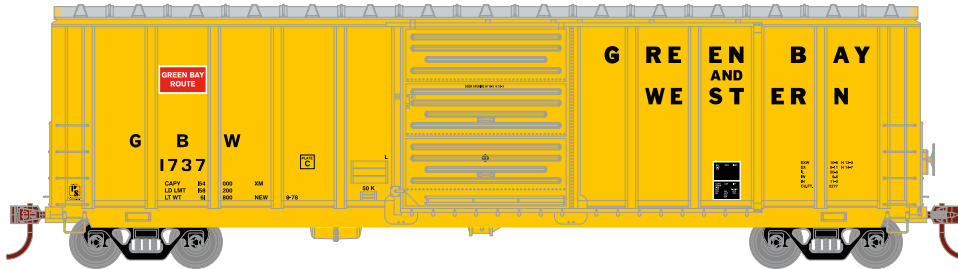
ATH15906 HO RTR 50' PS 5277 Box, WC #27648
ATH15907 HO RTR 50' PS 5277 Box, WC #27660




Green Bay & Western



Era: 1983+



ATH15908 HO RTR 50' PS 5277 Box, GBW #1737
ATH15909 HO RTR 50' PS 5277 Box, GBW #1740
ATH15910 HO RTR 50' PS 5277 Box, GBW #1751



All Road Names

PRIMED FOR GRIME MODELS FEATURE:

- Duplicated look and feel of "In Service" equipment; "Tattered and Torn" just like the real thing
- Faded base colors matched to the prototype
- Patches applied and shaped per road number matching each corresponding side to the prototype
- Perfect starting point for adding grime and rust



#Ready2Rust

MODEL FEATURES:

- Single 10' Pullman Standard door
- Separately applied grab irons, end ladders, and brake wheel
- Photo-etch coupler cross-over platform
- Fully-assembled and ready to run out of the box
- Painted and printed for realistic decoration
- Weighted for trouble free operation
- Machined metal wheels and RP25 contours operate on all popular brands of track
- Body mounted McHenry operating scale knuckle couplers
- Window packaging for easy viewing plus interior plastic blister safely holds the model for convenient storage
- Replacement parts available
- Minimum radius: 18"

\$32.98SRP



Visit Your Local Retailer | Visit www.athearn.com | Call 1.800.338.4639