


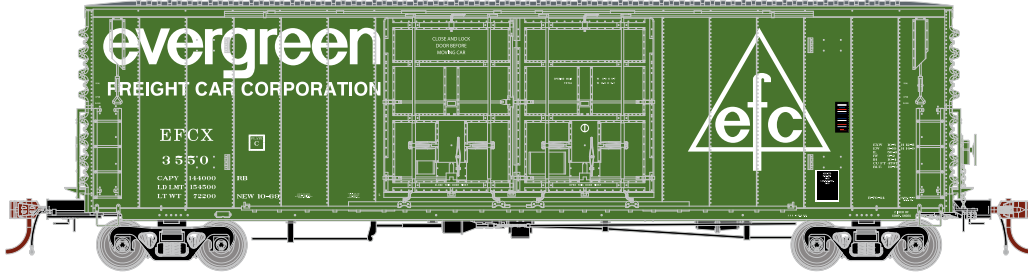
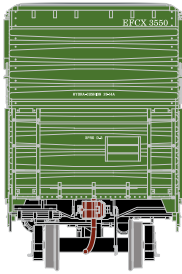


HO 50' PC&F Plug Box

Announced 8.25.17
Orders Due: 9.22.17

ETA: August 2018


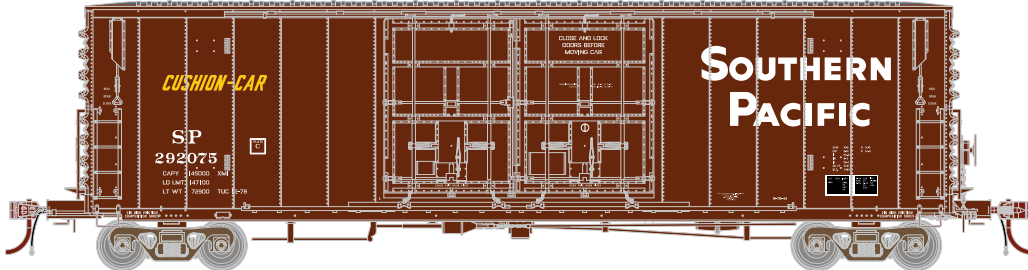
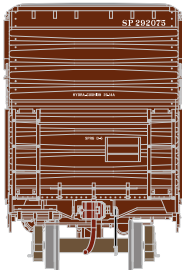
Evergreen



Era: 1978+

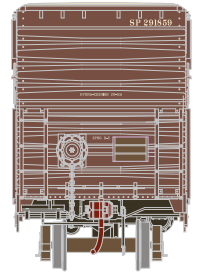
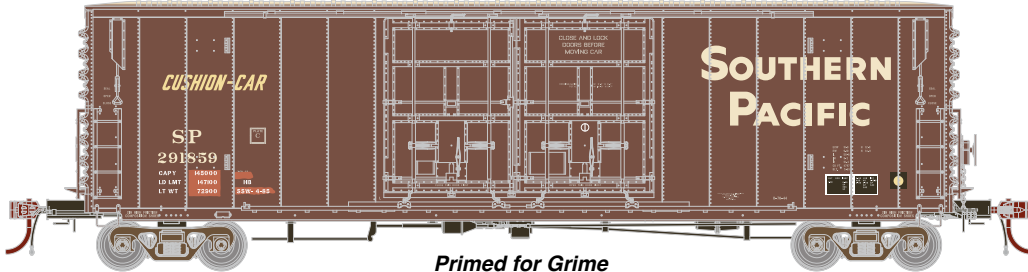
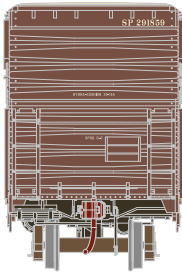
- | | |
|-----------|--|
| ATHG87969 | HO 50' PC&F 8'+8' Youngstown Plug Door Box, Evergreen w/COTS #3550 |
| ATHG87970 | HO 50' PC&F 8'+8' Youngstown Plug Door Box, Evergreen w/COTS #3688 |
| ATHG87971 | HO 50' PC&F 8'+8' Youngstown Plug Door Box, Evergreen w/COTS #3927 |
| ATHG87972 | HO 50' PC&F 8'+8' Youngstown Plug Door Box, Evergreen w/COTS #4325 |

Southern Pacific*



Era: 1978+

- | | |
|-----------|--|
| ATHG87973 | HO 50' PC&F 8'+8' Youngstown Plug Door Box, SP #292075 |
| ATHG87974 | HO 50' PC&F 8'+8' Youngstown Plug Door Box, SP #292394 |
| ATHG87975 | HO 50' PC&F 8'+8' Youngstown Plug Door Box, SP #293001 |
| ATHG87976 | HO 50' PC&F 8'+8' Youngstown Plug Door Box, SP #293077 |

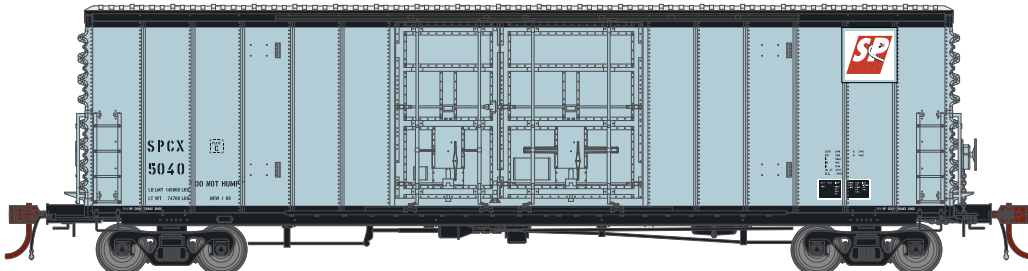


Era: 1988+

- | | |
|-----------|--|
| ATHG87977 | HO 50' PC&F 8'+8' Youngstown Plug Door Box, SP #291859 |
| ATHG87978 | HO 50' PC&F 8'+8' Youngstown Plug Door Box, SP #292951 |

Primed for Grime

SP Construction (Fiber Optic Service)



Era: 1988+

- | | |
|-----------|--|
| ATHG87979 | HO 50' PC&F 6'+8' Youngstown Plug Door Box, SPCX #5040 |
|-----------|--|

\$39.98SRP

These items are subject to Horizon's MAP policy
 * Union Pacific Licensed Product



Visit Your Local Retailer | Visit www.athearn.com | Call 1.800.338.4639

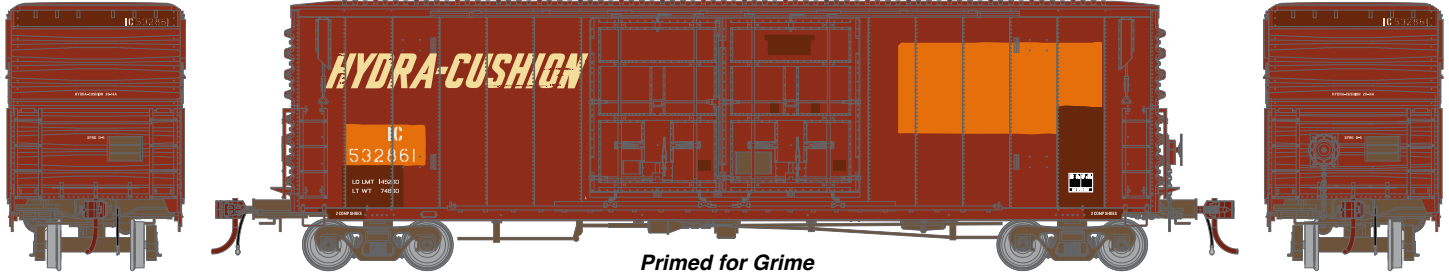


HO 50' PC&F Plug Box

Announced 8.25.17
Orders Due: 9.22.17

ETA: August 2018

Illinois Central ex SP



Era: 1988+

ATHG87980
ATHG87981

HO 50' PC&F 8'+8' Youngstown Plug Door Box, Ex-SP/IC #532861
HO 50' PC&F 8'+8' Youngstown Plug Door Box, Ex-SP/IC #532867

Primed for Grime

All Road Names

GENESIS FREIGHT CAR FEATURES:

- Fully-assembled and ready-to-run out of the box
- Accurately painted and printed for prototypical realism
- Highly-detailed, injection-molded body
- Separate wireform grab irons, etched metal coupler platforms, and/or etched metal roofwalk
- Coupler lift bars, trainline hoses, brake hoses, and hardware
- Full underframe detail: air brake reservoir, control valve, and brake cylinder with plumbing and brake rod details
- Trucks with animated rotating bearing caps
- Machined metal wheels
- Wheels with RP25 contours operate on all popular brands of track
- Weighted for trouble free operation
- Body-mounted, McHenry operating scale knuckle couplers
- Multiple road numbers
- Window packaging for easy viewing, plus interior plastic blister safely holds the model for convenient storage
- Replacement parts available

FREIGHT CAR FEATURES:

- New road numbers and paint schemes
- Fully detailed full cushion underframe
- Separately applied door closure rods, side ladders, metal grab irons and etched metal end platforms
- 70-Ton roller bearing trucks with operating bearing caps
- Era: early 1960s to present
- Minimum radius: 18"
- Recommended radius: 22"

PRIMED FOR GRIME MODELS FEATURE:

- Duplicated look and feel of "In Service" equipment; "Tattered and Torn" just like the real thing
- Faded base colors matched to the prototype
- Patches applied and shaped per road number matching each corresponding side to the prototype
- Perfect starting point for adding grime and rust



#Ready2Rust

\$39.98SRP

These items are subject to Horizon's MAP policy



Visit Your Local Retailer | Visit www.athearn.com | Call 1.800.338.4639