



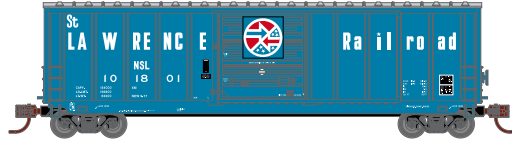

N 50' PS 5277 Box Car

Announced 8.30.19
Orders Due: 9.27.19

ETA: August 2020

CSX

St. Lawrence Railroad



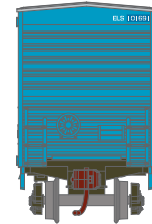
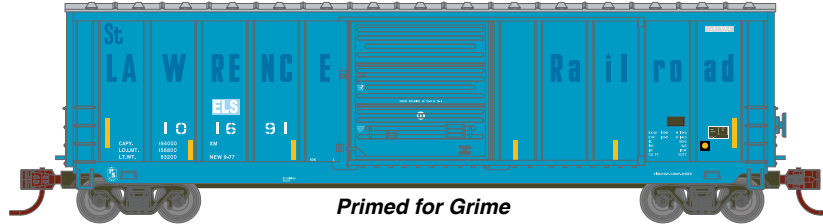

ATH2055
ATH2057
ATH2058

N 50' PS 5277 Box, CSX #142788
N 50' PS 5277 Box, CSX #142800
N 50' PS 5277 Box, CSX #142870

ATH2059
ATH2065
ATH2066

N 50' PS 5277 Box, NSL #101801
N 50' PS 5277 Box, NSL #101877
N 50' PS 5277 Box, NSL #181893

Escanaba and Lake Superior



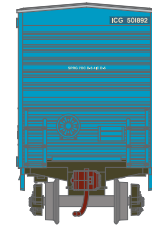
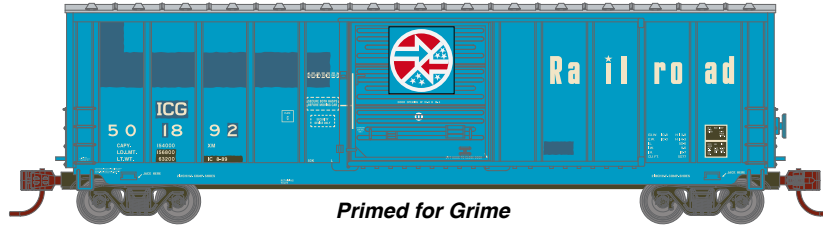

Era: 2005+

Primed for Grime

ATH2067
ATH2068
ATH2069
ATH2074

N 50' PS 5277 Box, ELS #101691
N 50' PS 5277 Box, ELS #101701
N 50' PS 5277 Box, ELS #101765
N 50' PS 5277 Box, ELS #101872

Illinois Central Gulf (Canadian National)



Era: 2000s+


Primed for Grime

ATH2079
ATH2087

N 50' PS 5277 Box, ICG #501892
N 50' PS 5277 Box, ICG #501899

Wisconsin Central

All Road Names



Primed for Grime

ATH2088
ATH2089

N 50' PS 5277 Box, WC #27648
N 50' PS 5277 Box, WC #27660

MODEL FEATURES:

- Fully-assembled and ready-to-run out of the box
- Packed in a jewel box for great display and storage opportunities
- Razor sharp painting and printing
- Screw mounted trucks for accurate tracking
- McHenry knuckle spring couplers installed
- Operates on Code 55 and 80 rail
- Minimum radius: 9 3/4"

PRIMED FOR GRIME MODELS FEATURE:

- Duplicated look and feel of "In Service" equipment; "Tattered and Torn" just like the real thing
- Faded base colors matched to the prototype
- Patches applied and shaped per road number matching each corresponding side to the prototype
- Perfect starting point for adding grime and rust



#Ready2Rust

PROTOTYPE AND BACKGROUND INFO:

It was the mid 1970s, and the incentive per diem box car boom was just beginning. New, brightly painted box cars seemed to appear overnight. Many were lettered for various short lines. Pullman Standard (PS) was a significant builder of many of these cars. The 50' outside post, non-terminating end box car, became the foundation for new per diem cars built in the 1970s. The 50' PS cars also varied in door configuration and style to better suit each customer. These models can still be seen today in the modern railroading scene.

\$23.98 SRP



Visit Your Local Retailer | Visit www.athearn.com | Call 1.800.338.4639