




HO Bathtub Gondola w/Load

Announced 4.28.17
Orders Due: 5.26.17

ETA: March 2018

Canadian Pacific




Era: 1970+

ATH26416
ATH26417
ATH26418
ATH26419

HO RTR Bathtub Gondola w/Coal Load, CPR #349057
HO RTR Bathtub Gondola w/Coal Load, CPR #1 (3-PACK)
HO RTR Bathtub Gondola w/Coal Load, CPR #2 (3-PACK)
HO RTR Bathtub Gondola w/Coal Load, CPR #3 (3-PACK)

Procor




Era: 1980+

ATH26501
ATH26502
ATH26503
ATH26504

HO RTR Bathtub Gondola w/Coal Load, Procor #102622
HO RTR Bathtub Gondola w/Coal Load, Procor #1 (3-PACK)
HO RTR Bathtub Gondola w/Coal Load, Procor #2 (3-PACK)
HO RTR Bathtub Gondola w/Coal Load, Procor #3 (3-PACK)

Salt River Project



Era: 1980+

ATH26505
ATH26506
ATH26507
ATH26508

HO RTR Bathtub Gondola w/Coal Load, SRPX #310
HO RTR Bathtub Gondola w/Coal Load, SRPX #1 (3-PACK)
HO RTR Bathtub Gondola w/Coal Load, SRPX #2 (3-PACK)
HO RTR Bathtub Gondola w/Coal Load, SRPX #3 (3-PACK)

\$31.98 Individual SRP **\$89.98** 3-Pack SRP



Visit Your Local Retailer | Visit www.athearn.com | Call 1.800.338.4639

* Union Pacific Licensed Product




HO Bathtub Gondola w/Load

Announced 4.28.17
Orders Due: 5.26.17

ETA: March 2018

Utility Fuels



Era: 1978+

ATH26509
ATH26510
ATH26511
ATH26512

HO RTR Bathtub Gondola w/Coal Load, UFIX #4001
HO RTR Bathtub Gondola w/Coal Load, UFIX #1 (3-PACK)
HO RTR Bathtub Gondola w/Coal Load, UFIX #2 (3-PACK)
HO RTR Bathtub Gondola w/Coal Load, UFIX #3 (3-PACK)

Union Pacific*



Era: 1977+

ATH26513
ATH26514
ATH26515
ATH26516

HO RTR Bathtub Gondola w/Coal Load, UP #35002
HO RTR Bathtub Gondola w/Coal Load, UP #1 (3-PACK)
HO RTR Bathtub Gondola w/Coal Load, UP #2 (3-PACK)
HO RTR Bathtub Gondola w/Coal Load, UP #3 (3-PACK)

Oneida & Western



Era: 1979+

ATH29133
ATH29134
ATH29158
ATH29159

HO RTR Bathtub Gondola w/Coal Load, O&W #99026
HO RTR Bathtub Gondola w/Coal Load, O&W #1 (3-PACK)
HO RTR Bathtub Gondola w/Coal Load, O&W #2 (3-PACK)
HO RTR Bathtub Gondola w/Coal Load, O&W #3 (3-PACK)

All Road Names

PROTOTYPE AND BACKGROUND INFO:

With the advent of rotary dumpers, the bathtub gondola allowed the railroads to haul more bulk cargo per carload than conventional open top hoppers. The absence of unloading gates and other appliances that affect internal capacity allowed for additional capacity per car. This improved transportation efficiency for these assigned service cars. The term "Bathtub" gondola is due to the internal shape of the car.

MODEL FEATURES:

- Separately applied grab irons, end ladders, and brake wheel
- Weighted for trouble free operation
- Roller bearing trucks with 36" machined metal wheels and RP25 contours operate on all popular brands of track
- Body mounted McHenry operating scale knuckle couplers
- Window packaging for easy viewing plus interior plastic blister safely holds the model for convenient storage
- Replacement parts available
- Minimum radius: 18"

\$31.98 Individual SRP **\$89.98** 3-Pack SRP

* Union Pacific Licensed Product



Visit Your Local Retailer | Visit www.athearn.com | Call 1.800.338.4639