



# HO ES44DC Diesel Locomotive

Announced 1.25.19  
**Orders Due: 2.22.19**

ETA: January 2020

**NEW FEATURES:**



- All-new LED lighting
- Rubber MU hoses for durability

**NOW EQUIPPED WITH:  
 LEDs, & RUBBER MU HOSES**



Photo: <https://www.youtube.com/watch?v=VKH7paiDVXM>

## Burlington Northern Santa Fe



*Primed for Grime*

Era: 2005+

**Without Sound**

- ATHG83029 HO ES44DC, BNSF Faded H1 #7716
- ATHG83030 HO ES44DC, BNSF Faded H1 #7717
- ATHG83031 HO ES44DC, BNSF Faded H1 #7724


**With Sound**

- ATHG83129 HO ES44DC w/DCC & Sound, BNSF Faded H1 #7716
- ATHG83130 HO ES44DC w/DCC & Sound, BNSF Faded H1 #7717
- ATHG83131 HO ES44DC w/DCC & Sound, BNSF Faded H1 #7724

**BNSF FEATURES:**

- Heritage II painted units with faded paint to depict in-service appearance
- Short front snowplow
- Nose door window
- High number boards
- 4-window cab side windows
- Desktop control stand
- Sunshades
- Salem air filter
- Electronic parking brake
- Hi-adhesion trucks
- High rear sand filler
- Low rear vertical headlight

#7795: "dog's breakfast hood doors" unique decoration on each side with primer-painted doors and "replacement" doors from a Heritage II painted unit




*Primed for Grime*

**Without Sound**

- ATHG83032 HO ES44DC, BNSF Patch Repair H2 #7795
- ATHG83033 HO ES44DC, BNSF H2 #7626
- ATHG83034 HO ES44DC, BNSF H2 #7641

**With Sound**

- ATHG83132 HO ES44DC w/DCC & Sound, BNSF Patch Repair H2 #7795
- ATHG83133 HO ES44DC w/DCC & Sound, BNSF H2 #7626
- ATHG83134 HO ES44DC w/DCC & Sound, BNSF H2 #7641



**w/o Sound \$229.98<sub>SRP</sub> With *Tsunami* 2 Sound \$319.98<sub>SRP</sub>**

These items are subject to Horizon's MAP policy



Visit Your Local Retailer | Visit [www.athearn.com](http://www.athearn.com) | Call 1.800.338.4639



# HO ES44DC Diesel Locomotive

Announced 1.25.19  
Orders Due: 2.22.19

## CSX

ETA: January 2020



Era: 2012+

### Without Sound

ATHG83039

HO ES44DC, CSX WM Heritage #5327

### With Sound

ATHG83139

HO ES44DC w/DCC & Sound, CSX WM Heritage #5327

### CSX FEATURES:

CSX repainted a few of their locomotives with a predecessor logo "emblem" on the nose. CSX #5327 features the "fireball" logo of the Western Maryland Railroad. It is also equipped with CSX-style PTC antennas.



Era: 2007+

### Without Sound

ATHG83035

HO ES44DC, CSX #5309

ATHG83036

HO ES44DC, CSX #5316

ATHG83037

HO ES44DC, CSX #5360

ATHG83038

HO ES44DC, CSX #5388

### With Sound

ATHG83135

HO ES44DC w/DCC & Sound, CSX #5309

ATHG83136

HO ES44DC w/DCC & Sound, CSX #5316

ATHG83137

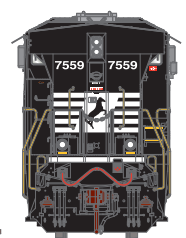
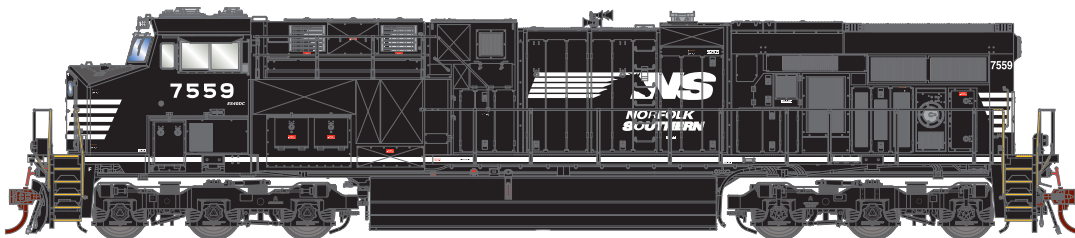
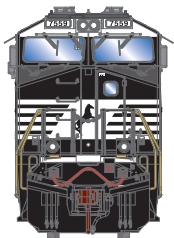
HO ES44DC w/DCC & Sound, CSX #5360

ATHG83138

HO ES44DC w/DCC & Sound, CSX #5388

- Tall front snowplow
- Nose door window
- Low front headlight
- Low number boards
- 3-window cab side windows
- AAR control stand
- Prime air filter
- Low rear sand filler
- Rear high vertical headlights
- Front MU receptacles molded onto anti-climber supports per prototype
- Long hood end access door
- LSL light

## Norfolk Southern



Era: 2012+

### Without Sound

ATHG83040

HO ES40DC, NS w/PTC #7539

ATHG83041

HO ES40DC, NS w/PTC #7540

ATHG83042

HO ES40DC, NS w/PTC #7555

ATHG83043

HO ES40DC, NS w/PTC #7559

### With Sound

ATHG83140

HO ES40DC w/DCC & Sound, NS w/PTC #7539

ATHG83141

HO ES40DC w/DCC & Sound, NS w/PTC #7540

ATHG83142

HO ES40DC w/DCC & Sound, NS w/PTC #7555

ATHG83143

HO ES40DC w/DCC & Sound, NS w/PTC #7559

### NS FEATURES:

- First time with PTC Antenna
- NS specific rear ditchlights
- NS rear anticlimber
- NS specific rear handrails
- NS specific electronic parking brake detail on right side front truck
- Tall front plow
- No brake wheel on body
- High headlight

w/o Sound \$229.98<sub>SRP</sub> With **Tsunami** Sound \$319.98<sub>SRP</sub>

These items are subject to Horizon's MAP policy



Visit Your Local Retailer | Visit [www.athearn.com](http://www.athearn.com) | Call 1.800.338.4639



# HO ES44DC Diesel Locomotive

Announced 1.25.19  
Orders Due: 2.22.19

ETA: January 2020

## All Railroads

### SOUND EQUIPPED MODELS ALSO FEATURE:

- Onboard DCC decoder with SoundTraxx Tsunami2 sound
- Sound units operate in both DC and DCC
- Full DCC functions available when operated in DCC mode
- Engine, horn, and bell sounds work in DC
- All functions NMRA compatible in DCC mode
- Excellent Slow speed control
- Operating lighting functions with F5 and/or F6
- Program a multiple unit (MU) lashup with lead unit only horn, bell, and lights
- Many functions can be altered via Configuration Value (CV) changes
- CV chart included

### PROTOTYPE INFO:

In 2002, GE released the first of a new series of locomotives that would replace the popular Dash-9 series. The ES44DC and ES44AC, commonly called GEVOs for General Electric Evolution series, were designed to meet the stricter diesel locomotive emissions standards imposed by the EPA Tier II regulations. To meet the new standards, GE developed the 12-cylinder GEVO 12 engine. Both the bore and stroke were increased to produce the same 4400 horsepower as the older 7FDL16 16-cylinder engine. The new engine drives an alternator producing AC current that is rectified to DC current. On the ES44DC, this powers the traction motors. On the ES44AC, the DC current is "chopped" back into AC to power the traction motors. The two models share a common 73' 2" frame and external appearance.

The ES44DC and ES44AC external details have changed with almost every year's new orders. These models are of the early version produced in 2005 and 2006 and include the nose door on the left side, two widely-spaced dynamic brake vents, X-panels on the electrical cabinet, side grab irons on the long hood and flush-mounted top radiator grilles and radiator compartment doors.

### LOCOMOTIVE FEATURES:

- Illuminated ditch lights
- Low or high front headlight per prototype
- Tinted cab windows
- Large antenna dome
- Small GPS dome
- See through dynamic brake intakes
- Two dynamic brake exhaust vents with wide spacing and flush housing
- Short auxiliary cab rear left-side doors
- Right side forward electrical cabinet with X-Panel
- Nathan K5HL horn
- Engine compartment side grab irons
- Flush radiator compartment doors
- Hand brake panel grille
- Flush heat exchanger housing and top radiator grilles
- 5000-gallon fuel tank
- Era: 2005+
- Minimum radius: 18"
- Recommended radius: 22"

### GENESIS DIESEL LOCOMOTIVE FEATURES:

- Fully-assembled and ready-to-run
- DCC-ready features Quick Plug™ plug-and-play technology with 21-pin NEM connector
- Scaled from prototype resources including drawings, field measurements, photographs, and more
- Accurately-painted and -printed paint schemes
- Coupler cut levers
- MU hoses
- Trainline hose
- See through cab windows
- Full cab interior
- Walkway tread
- Fine-scale Celcon handrails for scale appearance
- Windshield wipers
- Lift rings
- Wire grab irons
- Detailed fuel tank with fuel fillers, fuel gauges, breather pipes, and retention tanks
- Sander lines
- McHenry scale knuckle couplers - Kadee compatible
- Genesis driveline with 5-pole skew wound motor, precision machined flywheels, and multi-link drivetrain for trouble free operation
- All-wheel drive with precision gears for smooth and quiet operation
- All-wheel electrical pickup provides reliable current flow
- Wheels with RP25 contours operate on all popular brands of track
- LED Lighting for trouble free operation
- Heavy die-cast frame for greater traction and more pulling power
- Packaging securely holds for the model for safe storage
- Replacement parts available



w/o Sound \$229.98<sub>SRP</sub> With Tsunami<sup>2</sup> Sound \$319.98<sub>SRP</sub>

These items are subject to Horizon's MAP policy

