



## Santa Fe



ATH15409      ATSF #82099  
 ATH15410      ATSF #82181  
 ATH15411      ATSF #82077/82112/82163

Era: 1957+

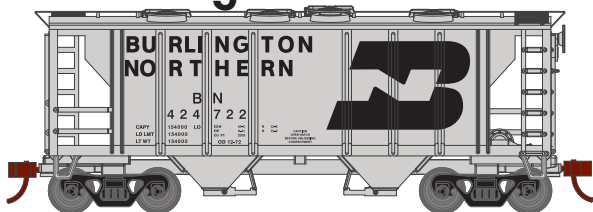
## Baltimore & Ohio



ATH15412      B&O #631140  
 ATH15413      B&O #631156  
 ATH15414      B&O #631144/631151/631159

Era: 1971+


## Burlington Northern



ATH15415      BN #424722  
 ATH15416      BN #424798  
 ATH15417      BN #424711/424739/424763

Era: Late 1970's+

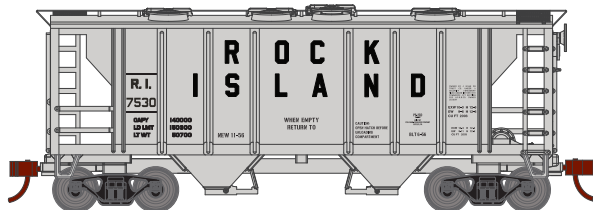
## Florida East Coast



ATH15418      FEC #14103  
 ATH15419      FEC #14150  
 ATH15420      FEC #14128/14136/14147

Era: 1970's+


## Rock Island



ATH15421      RI #7530  
 ATH15422      RI #7589  
 ATH15423      RI #7534/7553/7581

Era: 1956+

## Wabash



ATH15424      WAB #30430  
 ATH15425      WAB #30487  
 ATH15426      WAB #30443/30462/30484

Era: Late 1960's+

### MODEL FEATURES:

- Photo-etched roof walks
- Machined metal wheels with RP25 contours
- Weighted for optimum performance
- Body-mounted McHenry® operating scale knuckle couplers
- Highly-detailed, injection-molded body
- Painted and printed for realistic decoration
- All models are representative of prototypical paint schemes
- Minimum radius: 18"

### PROTOTYPE AND BACKGROUND INFO:

A covered hopper is a self-clearing enclosed railroad freight car with fixed roof, sides, and ends with openings for loading through the roof and bottom openings for unloading. Covered hopper cars are designed for carrying dry bulk loads, varying from grain to products such as sand and clay. The cover protects the loads from the weather.

These cars, boasting 2,003 cubic feet of space, were manufactured by Pullman-Standard in the 1950's and classified as PS-2. The PS-2 offered railroads and private companies alike a car that could be loaded and unloaded quickly. The 2,003 cubic foot car was one of the first, smallest and most prolific of the PS-2 cars.

**\$34.99 INDIVIDUAL | \$94.99 3-PACK**

Orders Due: 11.25.22

ETA: December 2023