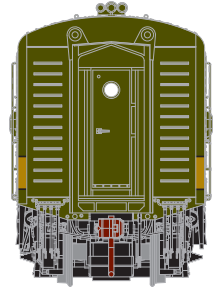




Canadian National HO F-Unit Locomotive

Announced: 08.22.14
Orders Due: 09.26.14

ETA: May 2015




Era: 1952+

Without Sound
ATHG22559 #9042

With Sound
ATHG22659 #9042

ROAD NUMBER FEATURES-F7A
• Nathan Air-Chime K3L air horn

w/o Sound \$169.98 With **Tsunami**® Sound \$269.98




Era: 1952+

Without Sound
ATHG22560 #9028 & #9029

With Sound
ATHG22660 #9028 & #9029

ROAD NUMBER FEATURES
Road number 9028 F7A:
• Nathan Air-Chime K3L air horn

Road number 9029 F7B:
• Leslie Tyfon A-125-440-CA air horn on end



Era: 1952+

Without Sound
ATHG22561 #9046 & #9053

With Sound
ATHG22661 #9046 & #9053

ROAD NUMBER FEATURES
Road number 9046 F7A:
• Nathan Air-Chime K3L air horn
• White outlined numbers

Road number 9053 F7B:
• Leslie Tyfon A-125-440-CA air horn on end

w/o Sound \$309.98 With **Tsunami**® Sound \$489.98





Canadian National HO F-Unit Locomotive

Announced: 08.22.14
Orders Due: **09.26.14**

ETA: May 2015

MODEL FEATURES

- "A" and "B" units are powered
- Detailed battery box and air tank with brackets
- Rear lift lugs
- Round end door window
- Winterization Hatch
- Speed recorder located on the left front axle
- Horizontal grilles
- Full skirts
- Scaled from prototype resources including drawings, field measurements, photographs, and more
- Fully-assembled and ready-to-run
- Accurately-painted and printed paint schemes
- Coupler cut levers
- MU hoses
- Trainline hose
- Windshield wipers
- See through cab windows
- Full cab interior
- Lift rings
- Wire grab irons
- Detailed fuel tank with fuel fillers, fuel gauges, breather pipes, and retention tanks
- Sander lines
- Low profile radiator fans
- Blomberg-B trucks
- Body mounted McHenry scale knuckle couplers - Kadee compatible
- DCC-ready features Quick Plug™ plug-and-play technology with both 8- and 9-pin connector
- Genesis driveline with 5-pole skew wound motor, precision machined flywheels, and multi-link drivetrain for trouble free operation
- All-wheel drive with precision gears for smooth and quiet operation
- All-wheel electrical pickup provides reliable current flow
- Wheels with RP25 contours operate on Code 70, 75, 83 and 100 rail
- Incandescent bulbs for realistic appearance
- Bidirectional constant lighting so headlight brightness remains constant
- Heavy die-cast frame for greater traction and more pulling power
- Packaging securely holds for the model for safe storage
- Replacement parts available
- Minimum radius: 18"

ALL CN "A" UNITS INCLUDE

- Round corner cab doors
- Nose Access Doors
- Knob sand fill doors
- Small Cab Windows
- Non-Dynamic brake
- Freight pilot
- Kick Plate steps
- 4 Horizontal louvers
- Nose door no headlight
- Angled numberboard
- Cab vent
- Nathan AirChime K3L air horn

SOUND EQUIPPED MODELS ALSO FEATURE

- Onboard DCC decoder with SoundTraxx Tsunami decoder pre-installed
- Sound units operate in both DC and DCC
- Individual sound boards installed in both A and B units (sound units only)
- Engine, horn, and bell sounds work in DC
- Some functions are limited in DC
- All functions NMRA compatible in DCC mode
- Slow speed control
- Program a multiple unit (MU) lashup with lead unit only horn, bell, and lights
- Lighting effects such as beacons, Gyralight where prototypically accurate
- Many functions can be altered via Configuration Value (CV) changes
- CV chart included in the box