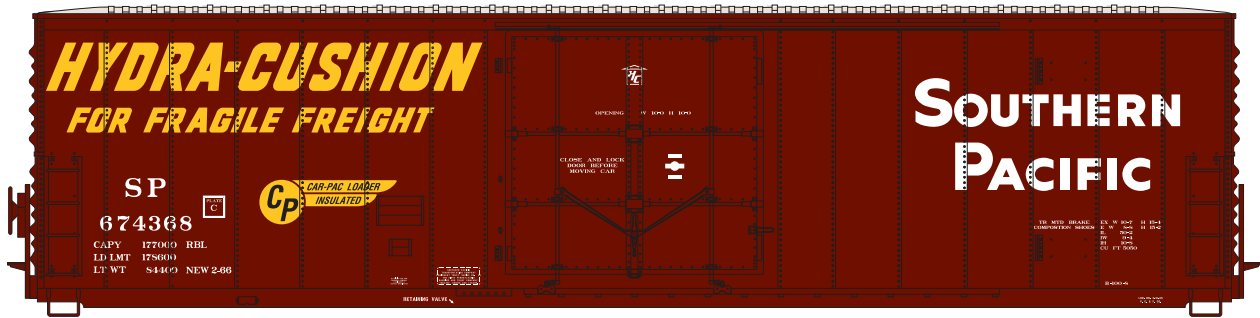




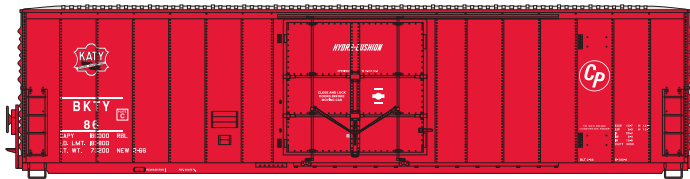
Announced: 10-14-08
Orders Due: 11-14-08
 ETA: April 2009

50' PC&F Box Car 10' 6" Door

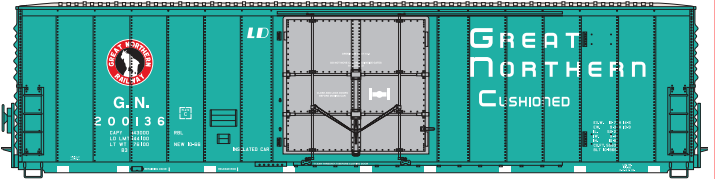


Era: 1970s-2000s

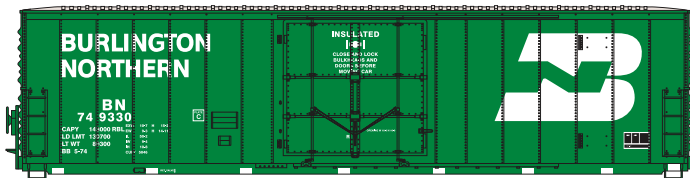
- Fully assembled and ready to operate
- Weighted for optimum performance
- Machined metal wheels - Ready-To-Roll sideframes
- Separately applied wire grab irons and etched end platforms
- Razor sharp painting and printing
- McHenry® scale knuckle spring couplers
- Highly detailed underbody including full cushion underframe



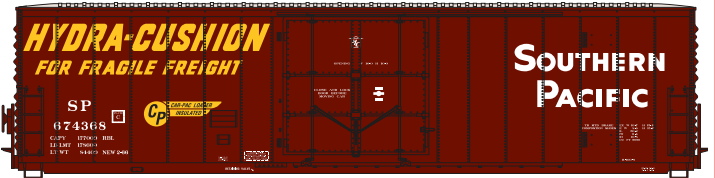
___ 88951 BKTY #1 \$19.98
 ___ 88952 BKTY #2 \$19.98



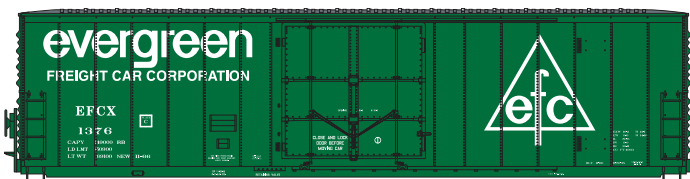
___ 88957 Great Northern #1 \$19.98
 ___ 88958 Great Northern #2 \$19.98



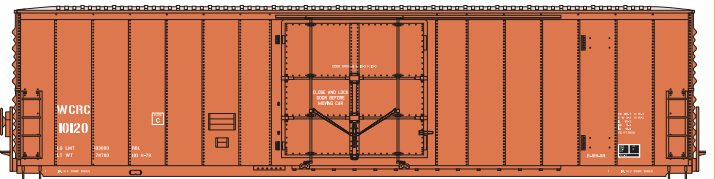
___ 88953 Burlington Northern #1 \$19.98
 ___ 88954 Burlington Northern #2 \$19.98



___ 88959 Southern Pacific #1 \$19.98*
 ___ 88960 Southern Pacific #2 \$19.98*



___ 88955 Evergreen #1 \$19.98
 ___ 88956 Evergreen #2 \$19.98



___ 88961 WCRC #1 \$19.98
 ___ 88962 WCRC #2 \$19.98

Athearn Trains • 1550 Glenn Curtiss Street • Carson, CA • 90746
 310-763-7140 • fax 310-763-7449 • www.athearn.com