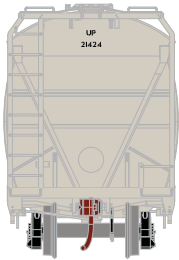


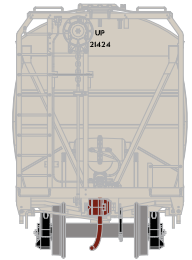


N ACF 4600 3-Bay CenterFlow Union Pacific

Announced 2.23.18
Orders Due: 3.30.18
ETA: February 2019

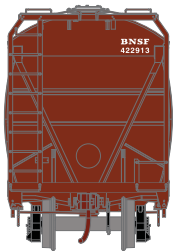


Era: 1970+




ATH7881	N ACF 4600 3-Bay Centerflow Hopper, UP #21424
ATH7882	N ACF 4600 3-Bay Centerflow Hopper, UP #21503
ATH7883	N ACF 4600 3-Bay Centerflow Hopper, UP #21637
ATH7884	N ACF 4600 3-Bay Centerflow Hopper, UP (3-PACK)

Burlington Northern Santa Fe

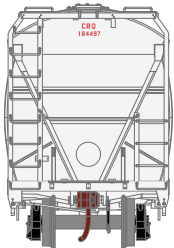


Era: 1996+

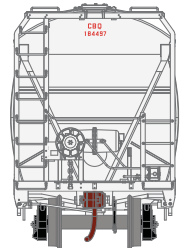



ATH6966	N ACF 4600 3-Bay Centerflow Hopper, BNSF #422913
ATH6967	N ACF 4600 3-Bay Centerflow Hopper, BNSF #422987
ATH6968	N ACF 4600 3-Bay Centerflow Hopper, BNSF #423330
ATH6969	N ACF 4600 3-Bay Centerflow Hopper, BNSF (3-PACK)

Chicago Burlington & Quincy

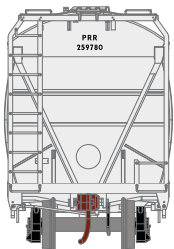


Era: 1967+

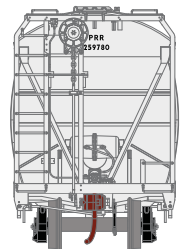
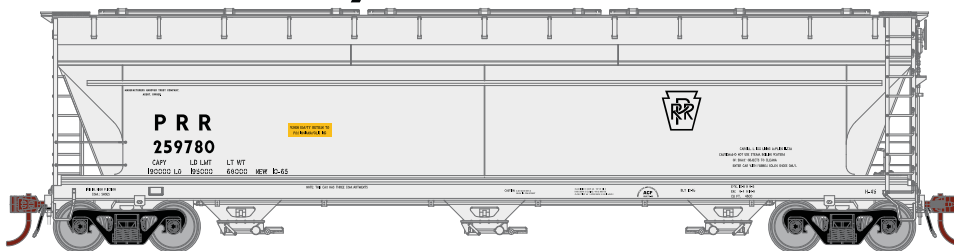


ATH6970	N ACF 4600 3-Bay Centerflow Hopper, CB&Q #184497
ATH6971	N ACF 4600 3-Bay Centerflow Hopper, CB&Q #184516
ATH6972	N ACF 4600 3-Bay Centerflow Hopper, CB&Q #184586
ATH6973	N ACF 4600 3-Bay Centerflow Hopper, CB&Q (3-PACK)

Pennsylvania Railroad



Era: 1965+



ATH7877	N ACF 4600 3-Bay Centerflow Hopper, PRR #259780
ATH7878	N ACF 4600 3-Bay Centerflow Hopper, PRR #259842
ATH7879	N ACF 4600 3-Bay Centerflow Hopper, PRR #259959
ATH7880	N ACF 4600 3-Bay Centerflow Hopper, PRR (3-PACK)

\$29.98 Individual SRP **\$84.98** 3-Pack SRP



Visit Your Local Retailer | Visit www.athearn.com | Call 1.800.338.4639

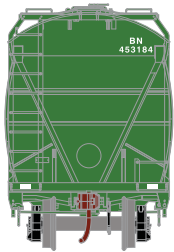


N ACF 4600 3-Bay CenterFlow

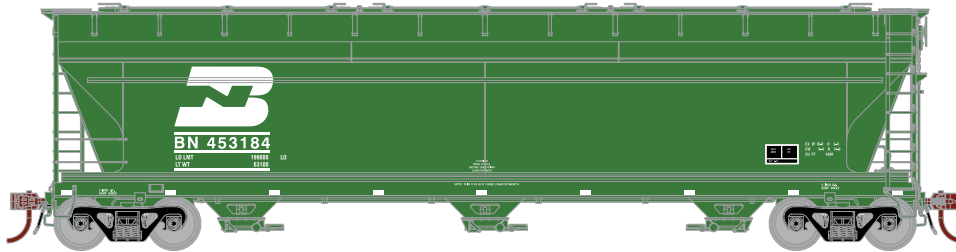
Announced 2.23.18
Orders Due: 3.30.18

Burlington Northern

ETA: February 2019

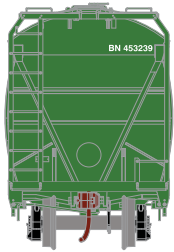





Era: 1987+

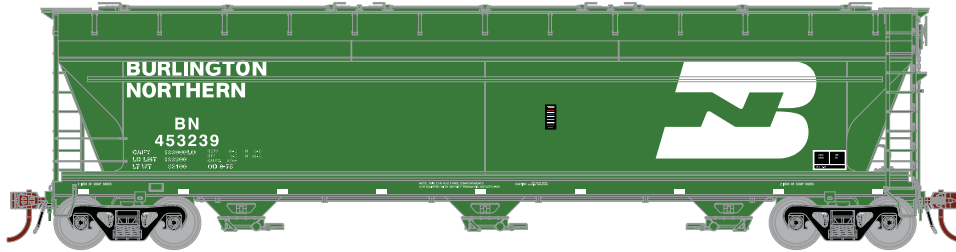


ATH6962
ATH6963
ATH6964

N ACF 4600 3-Bay Centerflow Hopper, BN #453184
N ACF 4600 3-Bay Centerflow Hopper, BN #453344
N ACF 4600 3-Bay Centerflow Hopper, BN #453402




Era: 1975+



ATH6965

N ACF 4600 3-Bay Centerflow Hopper, BN (3-PACK)



All Road Names

PROTOTYPE AND BACKGROUND INFO:

The 3-bay CenterFlow covered hopper first entered service in the mid-1960s, built by American Car and Foundry. The cars handle loads such as grain, corn and similar bulk commodities. The Centerflow design relies on the car's rounded body to provide structural strength - eliminating the traditional center sill, and making gravity unloading easier. Our 3-bay car represents the common 4600 cu.ft. capacity version. The railroads looking to replace their aging 40' box cars in grain service needed a modern hopper design - one that could operate within the tighter Plate B clearances for light branchline and industrial service. ACF's design won them many contracts from a plethora of railroads. One can find these cars still in revenue service today in grain trains and other similar service.

MODEL FEATURES:

- Three body styles:
 - Early- High side ladder & brake wheel, single side stiffener
 - Mid- Low brake wheel, short side ladders both ends, single side stiffener
 - Late- As above but with double side stiffeners (post 1971)
- Round or trough hatches
- Photo-etched metal roofwalk
- Separately applied wire grab irons and stirrup steps
- Separate brake cylinder, valve and air reservoir
- Detailed outlets
- Multiple roadnumbers
- Fully-assembled and ready-to-run out of the box
- Accurately painted and printed
- Highly detailed, injection molded body
- Separately applied brake wheel
- 100-ton trucks with 36" machined metal wheels
- Screw mounted trucks
- Body mounted McHenry operating scale knuckle couplers
- Weighted for trouble free operation
- Minimum radius: 9 3/4"

\$29.98 Individual SRP **\$84.98** 3-Pack SRP



Visit Your Local Retailer | Visit www.athearn.com | Call 1.800.338.4639