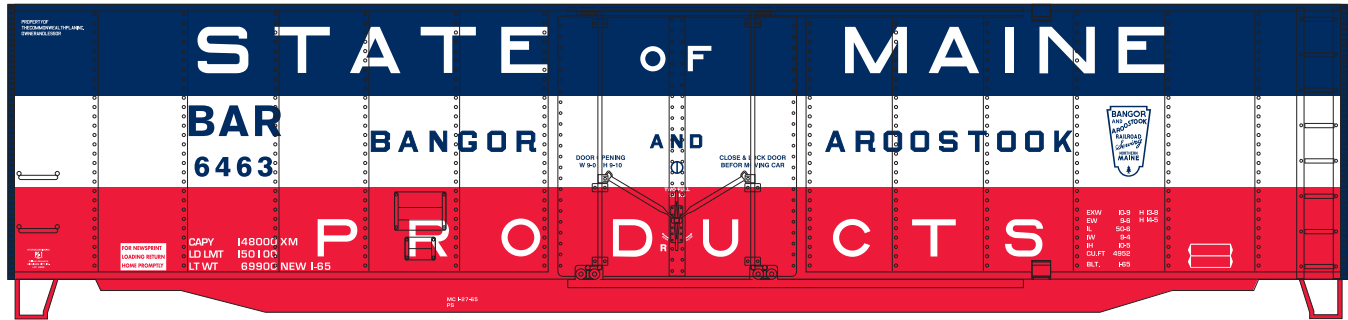





Announced: 10-14-08
Orders Due: 11-14-08
 ETA: April 2009

50' SS PD Box Car

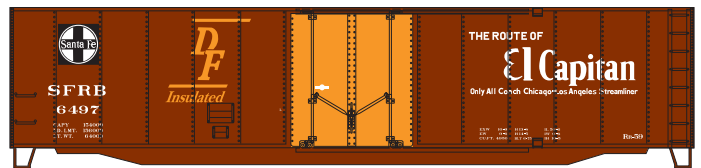


Era: 1960s -1990s

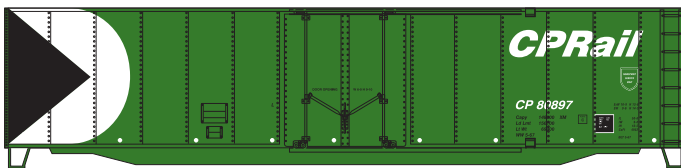
- Fully assembled
- Razor-sharp printing and painting
- McHenry® scale knuckle spring couplers
- Perfect for small home layouts
- RP25 profile machined 33" metal wheel sets
- Weighted for optimum performance



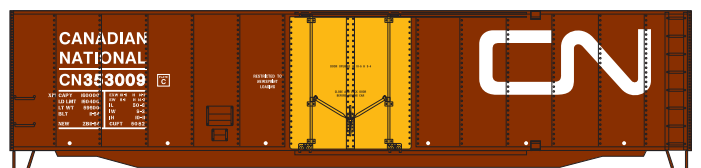
- ___ 70763 BAR #1 \$16.98
- ___ 70764 BAR #2 \$16.98



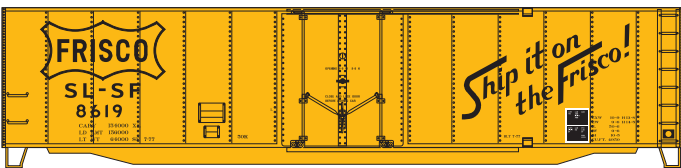
- ___ 70769 Santa Fe #1 \$16.98
- ___ 70770 Santa Fe #2 \$16.98



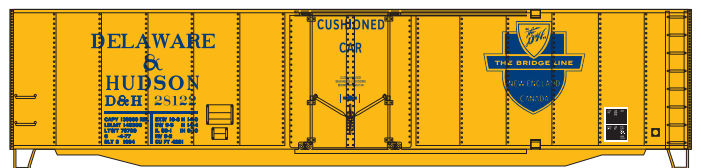
- ___ 70765 CP Rail #1 \$16.98
- ___ 70766 CP Rail #2 \$16.98



- ___ 70783 Canadian National #1 \$16.98
- ___ 70784 Canadian National #2 \$16.98



- ___ 70767 Frisco #1 \$16.98
- ___ 70768 Frisco #2 \$16.98



- ___ 70785 Delaware & Hudson #1 \$16.98
- ___ 70786 Delaware & Hudson #2 \$16.98

Athem Trains • 1550 Glenn Curtiss Street • Carson, CA • 90746
 310-763-7140 • fax 310-763-7449 • www.athearn.com