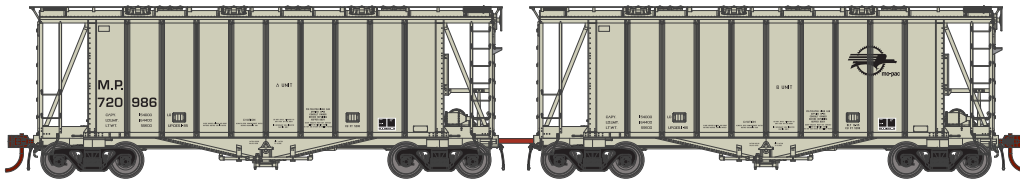


**NEWLY UPGRADED with ATHEARN GENESIS FEATURES**

## Missouri Pacific\*




ATHGN23379 MP #720986  
 ATHGN23380 MP #720990  
 ATHGN23381 MP #720992

Drawbar-connected sets; prototypes operated as a single car

Era: 1984+

## Northern Pacific



ATHGN23382 NP #75864  
 ATHGN23383 NP #75872  
 ATHGN23384 NP #75888

Era: 1965+

## Santa Fe



ATHGN23385 ATSF #310116  
 ATHGN23386 ATSF #310124  
 ATHGN23387 ATSF #310149

Era: 1973+

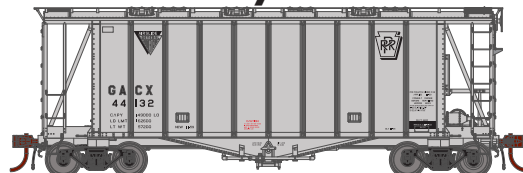
## Delaware & Hudson



ATHGN23388 DH #12802  
 ATHGN23389 DH #12930  
 ATHGN23393 DH #12944

Era: 1957+

## Pennsylvania



ATHGN23394 GACX #44132  
 ATHGN23395 GACX #44144  
 ATHGN23396 GACX #44153

Era: 1959+

Features revised & improved artwork

**\$39.99 INDIVIDUAL | \$69.99 2-CAR SET**

These items are subject to Horizon's MAP policy

Orders Due: 11.25.22

ETA: December 2023



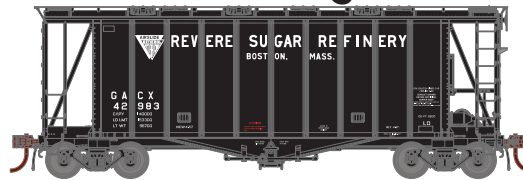
**VISIT** Your Local Retailer

**CLICK** [Athearn.com](http://Athearn.com)

**CALL** 1.800.338.4639

\* Union Pacific Licensed Product

## Revere Sugar



ATHGN23397  
ATHGN23398  
ATHGN23399

GACX #42983  
GACX #42984  
GACX #42987

Era: 1957+

## All Road Names

### MODEL FEATURES:

- Detailed underbody including outlet piping
- Rectangular or oval shaker brackets
- Gravity or gravity-pneumatic outlets
- Newly-tooled coupler cut levers
- Newly-tooled rubber train-line hoses
- Machined metal wheels
- Factory installed wire grab irons and brake piping
- Separately applied round roof hatches and brake wheel
- Roller bearing or Bettendorf trucks
- Machined metal wheels with RP25 contours
- Weighted for optimum performance
- Body-mounted McHenry® operating scale knuckle couplers
- Accurately painted and printed
- Highly-detailed, injection-molded body
- Operates on code 40, 55 and 80 rail
- Clear plastic jewel box for convenient storage
- Minimum radius: 9 3/4"

### PROTOTYPE AND BACKGROUND INFO:

For the first half of the 20th century, bulk goods were usually bagged and carried in boxcars. After the late 1940s, covered hoppers greatly simplified the process by allowing the bulk material to be poured in through the roof hatches and dumped out the hopper bays. However, flour, starch, sugar and plastics do not "flow" easily from a standard hopper bay.

To solve this problem, the Fuller Company of Catasauqua, PA, patented the Airslide concept. In an Airslide covered hopper, the bays are formed into two narrow, steep-sided troughs with a layer of air-permeable material at the bottom. Air is pumped through the material causing the lading to fluidize and flow easily through the hopper outlets.

Starting in 1953, General American Transportation began building Airslide covered hoppers. One of the two original configurations was a 2,600-cubic foot, single-bay car with a 70-ton capacity. In addition to railroad-owned cars, there were a number of Airslide covered hoppers leased by GATC to sugar and bakery companies. Later on, larger cars were introduced as the railroads continued to improve their infrastructure. To extend the useful lives of the smaller 2600 cu.ft. cars, some of them were permanently connected in 2-unit drawbar sets. The drawbar sets operated as a single car, and therefore had a whopping total capacity of 5,200 cu.ft. - although their substantial length was a notable drawback.

**\$39.99 INDIVIDUAL | \$69.99 2-CAR SET**

These items are subject to Horizon's MAP policy

Orders Due: 11.25.22  
ETA: DECEMBER 2023

**VISIT** Your Local Retailer  
 **CLICK** [Athearn.com](http://Athearn.com)  
 **CALL** 1.800.338.4639