

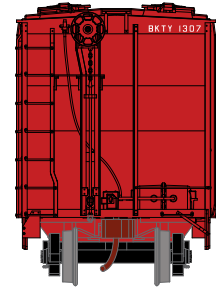
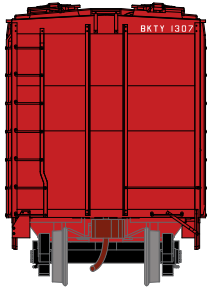


# N PS-2 2600 Covered Hopper

Announced 5.25.18  
**Orders Due: 6.22.18**

ETA: May 2019

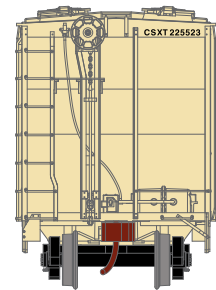
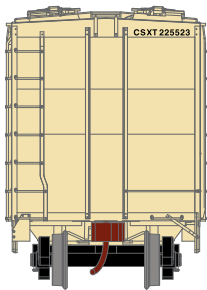
## Missouri - Kansas - Texas\*



Era: 1966+

ATH16311 N PS-2 2600 Covered Hopper, MKT #1307  
 ATH16312 N PS-2 2600 Covered Hopper, MKT #1314  
 ATH16313 N PS-2 2600 Covered Hopper, MKT #1337

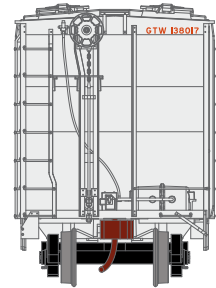
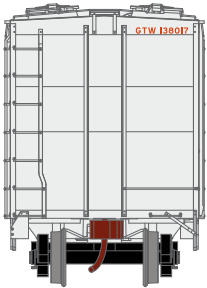
## CSX



Era: 1989+

ATH16314 N PS-2 2600 Covered Hopper, CSX #225523  
 ATH16315 N PS-2 2600 Covered Hopper, CSX #225531  
 ATH16316 N PS-2 2600 Covered Hopper, CSX #225538

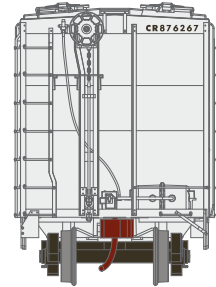
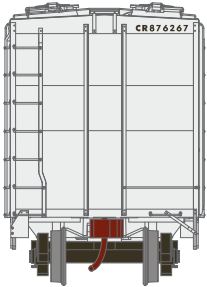
## Grand Trunk Western



Era: 1965+

ATH16317 N PS-2 2600 Covered Hopper, GTW #138017  
 ATH16318 N PS-2 2600 Covered Hopper, GTW #138030  
 ATH16319 N PS-2 2600 Covered Hopper, GTW #138045

## Conrail



Era: 1978+

ATH16320 N PS-2 2600 Covered Hopper, CR #876267  
 ATH16321 N PS-2 2600 Covered Hopper, CR #876277  
 ATH16322 N PS-2 2600 Covered Hopper, CR #876289

**\$25.98**SRP



Visit Your Local Retailer | Visit [www.athearn.com](http://www.athearn.com) | Call 1.800.338.4639

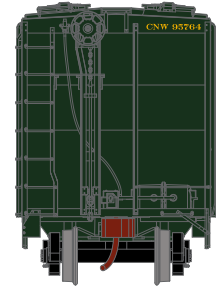
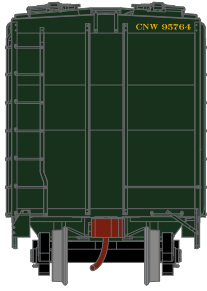
\* Union Pacific Licensed Product



# N PS-2 2600 Covered Hopper Chicago and North Western\*

Announced 5.25.18  
Orders Due: 6.22.18

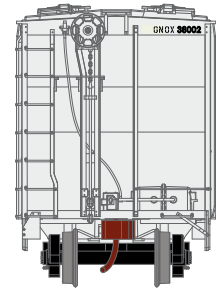
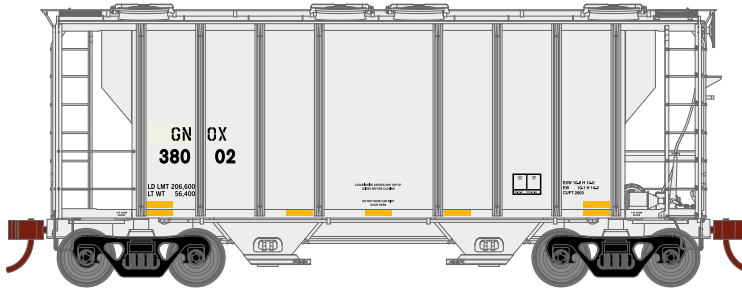
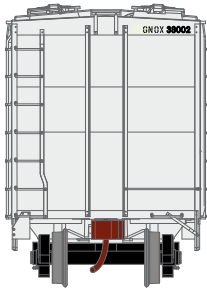
ETA: May 2019



Era: 1974+

ATH16323 N PS-2 2600 Covered Hopper, C&NW #95764  
ATH16324 N PS-2 2600 Covered Hopper, C&NW #95778  
ATH16325 N PS-2 2600 Covered Hopper, C&NW #95783

## Rio Grande Chemical\*



Era: 2005+

ATH16326 N PS-2 2600 Covered Hopper, GNOX #38002  
ATH16327 N PS-2 2600 Covered Hopper, GNOX #38010  
ATH16328 N PS-2 2600 Covered Hopper, GNOX #38030

## All Road Names

### PROTOTYPE AND BACKGROUND INFO:

The PS-2 2600 cu ft covered hopper first entered service in the 1960s. The car was popular for cement and sand service and could still be found in use well into the 2000s. The most common service was cement and sand. Occasionally used as buffer cars in instances where a bulk load was not protected by a bulkhead, for example an unprotected lumber load on flat car would require a buffer car between the load and the locomotive.

### MODEL FEATURES:

- Fully assembled and ready for your layout
- Etched metal roofwalks
- Flush or overhanging roof per prototype
- Factory installed wire roofwalk grab irons
- Prototype specific details including flush or overhang roof and round or trough hatches
- Weighted for optimum performance
- McHenry knuckle spring couplers installed
- Minimum radius: 9 3/4"

**\$25.98**SRP



Visit Your Local Retailer | Visit [www.athearn.com](http://www.athearn.com) | Call 1.800.338.4639

\* Union Pacific Licensed Product