

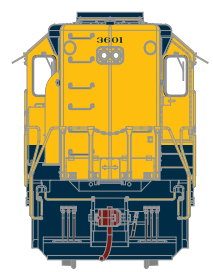



HO GP39-2 Diesel Locomotive

Announced 08.28.15
Orders Due: 09.25.15

ETA: August 2016

Santa Fe



Era: 1974-1980's

Without Sound

ATHG40792
ATHG40793
ATHG40794
ATHG40795

HO GP39-2 Phase 1 SF #3601
HO GP39-2 Phase 1 SF #3604
HO GP39-2 Phase 1 SF #3610
HO GP39-2 Phase 1 SF #3612

With Sound


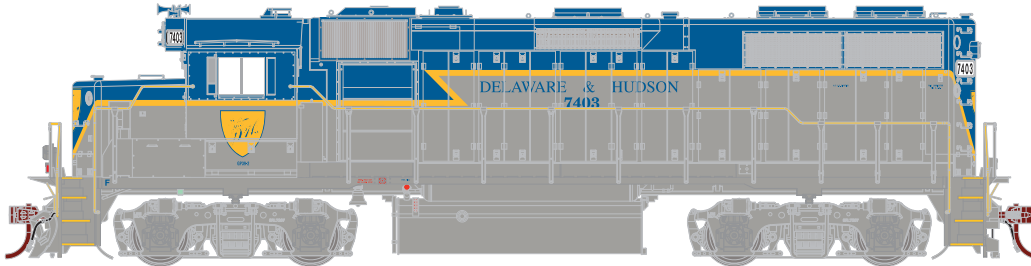

ATHG40892
ATHG40893
ATHG40894
ATHG40895

HO GP39-2 Phase 1 w/DCC & Sound, SF #3601
HO GP39-2 Phase 1 w/DCC & Sound, SF #3604
HO GP39-2 Phase 1 w/DCC & Sound, SF #3610
HO GP39-2 Phase 1 w/DCC & Sound, SF #3612


SANTA FE FEATURES:

- Phase 1 GP39-2
- Walkway with switching steps and blunt anticlimber
- Intake grilles with top and bottom ribs
- Riveted cab sides with no armrests
- Early battery box doors
- Leslie S-3 air horn on bracket
- Antenna ground plane with Sinclair antenna
- Vapor air conditioner
- Illuminated Prime Stratolite beacon
- Medium cab side mirrors
- 81" nose with ratchet brake
- Front EMD low plow, Rear MU hose catch tray
- Blomberg-M trucks
- 2900 gal fuel tank

Delaware and Hudson



Era:1990's+



Era:1980's+

Without Sound

ATHG40796
ATHG40797
ATHG40798
ATHG40799

HO GP39-2 Phase 1 D&H #7403
HO GP39-2 Phase 1 D&H #7411
HO GP39-2 Phase 1 D&H #7414
HO GP39-2 Phase 1 D&H #7418

With Sound

ATHG40896
ATHG40897
ATHG40898
ATHG40899

HO GP39-2 Phase 1 w/DCC & Sound, D&H #7403
HO GP39-2 Phase 1 w/DCC & Sound, D&H #7411
HO GP39-2 Phase 1 w/DCC & Sound, D&H #7414
HO GP39-2 Phase 1 w/DCC & Sound, D&H #7418

D&H FEATURES:

- All units Ex-Reading
- Phase 1 GP39-2
- Intake grilles with top rib only
- Riveted cab side plates with armrests
- Early battery box doors
- Large Sinclair antenna
- Cab side rain gutters
- 81" nose w/ ratchet brake
- 2900 gal fuel tank
- Blomberg-B trucks
- Nathan K5lar23 horn
- Rectangle cab vent
- Cab mirrors & wind deflectors different on each side
- Illuminated front ditch lights
- Era 1990's+
- #7411 & 7414:
 - Leslie S-3 horn on cab center
 - No cab vent
 - No ditch lights
 - No mirrors
 - Era 1980's+

w/o Sound \$169.98

With **Tsunami** Sound \$269.98

These items are subject to Horizon's MAP policy



Visit Your Local Retailer | Visit www.athearn.com | Call 1.800.338.4639

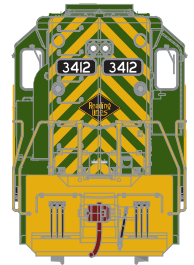




HO GP39-2 Diesel Locomotive

Announced 08.28.15
Orders Due: 09.25.15

ETA: August 2016

Reading



Era: 1974+

Without Sound

ATHG40900
 ATHG40901
 ATHG40902
 ATHG40903

HO GP39-2 Phase I RDG #3405
 HO GP39-2 Phase I RDG #3412
 HO GP39-2 Phase I RDG #3416
 HO GP39-2 Phase I RDG #3420

With Sound


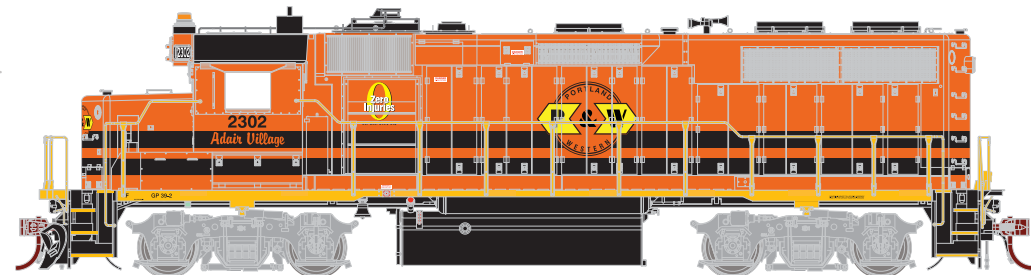
ATHG40950
 ATHG40951
 ATHG40952
 ATHG40953

HO GP39-2 Phase I w/DCC & Sound, RDG #3405
 HO GP39-2 Phase I w/DCC & Sound, RDG #3412
 HO GP39-2 Phase I w/DCC & Sound, RDG #3416
 HO GP39-2 Phase I w/DCC & Sound, RDG #3420

RDG FEATURES:

- Phase 1 GP39-2
- Intake grilles with top rib only
- Riveted cab side plates with armrests
- Early battery box doors
- Large Sinclair antenna
- Cab side rain gutters
- 81" nose w/ ratchet brake
- 2900 gal fuel tank
- Blomberg-B trucks
- No sunshades or sunshade tracks

Portland and Western Railroad



Era: Late 2000+

Without Sound

ATHG40904
 ATHG40905
 ATHG40906

HO GP39-2 Phase I P&WR #2302
 HO GP39-2 Phase I P&WR #2303
 HO GP39-2 Phase I P&WR #2315

With Sound

ATHG40954
 ATHG40955
 ATHG40956

HO GP39-2 Phase I w/DCC & Sound, P&WR #2302
 HO GP39-2 Phase I w/DCC & Sound, P&WR #2303
 HO GP39-2 Phase I w/DCC & Sound, P&WR #2315

P&W FEATURES:

- All units Ex- Santa Fe
- Phase 1 GP39-2
- Walkway with switching steps and blunt anticlimber
- Intake grilles with top and bottom ribs
- Riveted cab sides with armrests
- Early battery box doors
- Front EMD low plow
- 2900 gal fuel tank
- Blunt anticlimber, rear drop step
- Front and rear operating ditch lights
- Rectangle cab vent

#2302 "Adair Village":

- Nathan K3LAR2 horn mounted to left and in front of radiator fans
- Short firecracker & large Sinclair antennas on stands
- Antenna conduits
- MU receptacles
- Prime Stratolite beacon front center of cab
- Medium cab mirrors
- 81" nose w/ ratchet brake
- Silver Blomberg-M trucks with leaf springs

#2303:

- 2013 Repaint - Org/ylw & blk trucks
- Nathan K3LA horn on bracket
- Firecracker & Sinclair on antenna planes
- EOT & A/C conduits
- Illuminated cab mounted strobe
- Late battery box doors w/ stiffener ribs
- Twin speed recorders
- Medium cab mirrors
- MU receptacles
- Blomberg-M trucks with rubber springs
- Era Early 2013-Now

#2315 "Willamina":

- Blanked cab headlight
- Nathan K3LAR2 horn
- Firecracker & Sinclair on antenna planes
- GPS Dome
- Antenna conduits
- Medium cab mirrors
- 81" nose with Santa Fe lights
- MU receptacles
- Rectangle builders plate
- Silver Blomberg-M trucks with rubber springs
- Era Late 2000's-Now



ATHG40906 / ATHG40956

w/o Sound \$169.98

With Tsunami Sound \$269.98

These items are subject to Horizon's MAP policy



Visit Your Local Retailer | Visit www.athearn.com | Call 1.800.338.4639


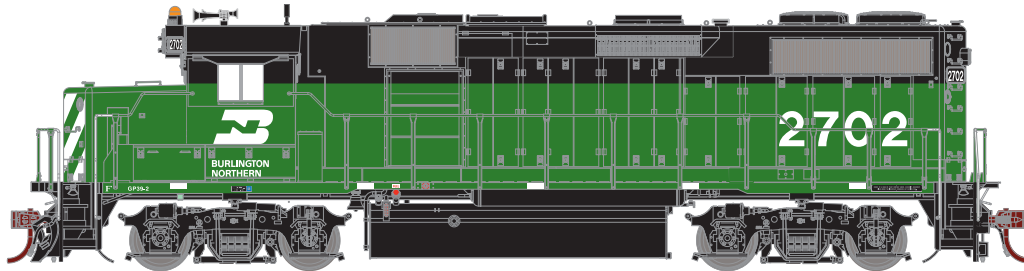


HO GP39-2 Diesel Locomotive

Announced 08.28.15
Orders Due: 09.25.15

ETA: August 2016

Burlington Northern



Era: 1981+

Without Sound

| | |
|-----------|------------------------------|
| ATHG40928 | HO GP39-2 Phase iib BN #2702 |
| ATHG40929 | HO GP39-2 Phase iib BN #2705 |
| ATHG40930 | HO GP39-2 Phase iib BN #2708 |
| ATHG40931 | HO GP39-2 Phase iib BN #2715 |

With Sound

| | |
|-----------|---|
| ATHG40978 | HO GP39-2 Phase iib w/DCC & Sound, BN #2702 |
| ATHG40979 | HO GP39-2 Phase iib w/DCC & Sound, BN #2705 |
| ATHG40980 | HO GP39-2 Phase iib w/DCC & Sound, BN #2708 |
| ATHG40981 | HO GP39-2 Phase iib w/DCC & Sound, BN #2715 |

BN FEATURES:

- Phase IIB GP39-2
- Early exhaust silencer
- Welded cab side panels with armrests
- Early hinged BN battery box doors w/ single louver
- Leslie S-3 horn offset on cab right
- Large and small firecracker antennas on cab
- Flashing (in DCC) Western Cullen beacon on cab
- Sunshade on left side only

- 3-Pane all weather cab window on right side
- 88" nose with ratchet brake
- Front anticlimber, rear drop step
- 3600 gallon fuel tank
- Spare knuckles on rear pilot
- BN hose catch pockets on rear pilot
- Rectangle builder's plates
- Blomberg-M trucks with leaf springs

All Road Names

LOCOMOTIVE FEATURES:

- Fully-assembled and ready-to-run
- DCC-ready features Quick Plug™ plug-and-play technology with both 8- and 9-pin connector
- Scaled from prototype resources including drawings, field measurements, photographs, and more
- Accurately-painted and -printed paint schemes
- Coupler cut levers
- MU hoses
- Trainline hose
- See through cab windows
- Full cab interior
- Walkway tread
- Fine-scale Celcon handrails for scale appearance
- Windshield wipers
- Lift rings
- Wire grab irons
- Detailed fuel tank with fuel fillers, fuel gauges, & breather pipes
- Sander lines
- McHenry scale knuckle couplers - Kadee compatible
- Genesis driveline with 5-pole skew wound motor, precision machined flywheels, and multi-link drivetrain
- All-wheel drive with precision gears for smooth & quiet operation
- All-wheel electrical pickup provides reliable current flow
- Wheels with RP25 contours operate on Code 55, 70, 75, 80, 83, and 100 rail
- Incandescent bulbs for realistic appearance
- Heavy die-cast frame for greater traction and more pulling power
- Packaging securely holds for the model for safe storage

SOUND EQUIPPED MODELS ALSO FEATURE

- Onboard DCC decoder with SoundTraxx Tsunami sound
- Sound units operate in both DC and DCC
- Full DCC functions available when operated in DCC mode
- Engine, horn, and bell sounds work in DC
- All functions NMRA compatible in DCC mode
- Excellent Slow speed control
- Operating lighting functions with F5 and/or F6 (Flashing ditch lights, beacon, etc)
- Program a multiple unit (MU) lashup with lead unit only horn, bell, and lights
- Many functions can be altered via Configuration Value (CV) changes
- CV chart included

w/o Sound \$169.98

With **Tsunami** Sound \$269.98

These items are subject to Horizon's MAP policy



Visit Your Local Retailer | Visit www.athearn.com | Call 1.800.338.4639