

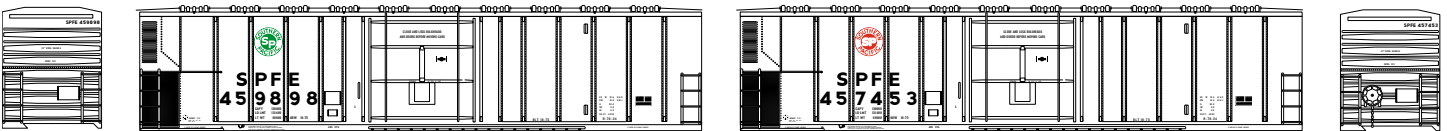
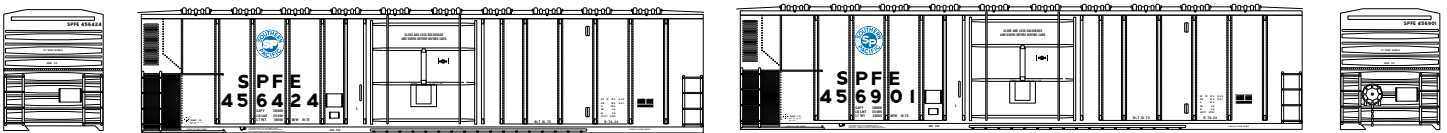
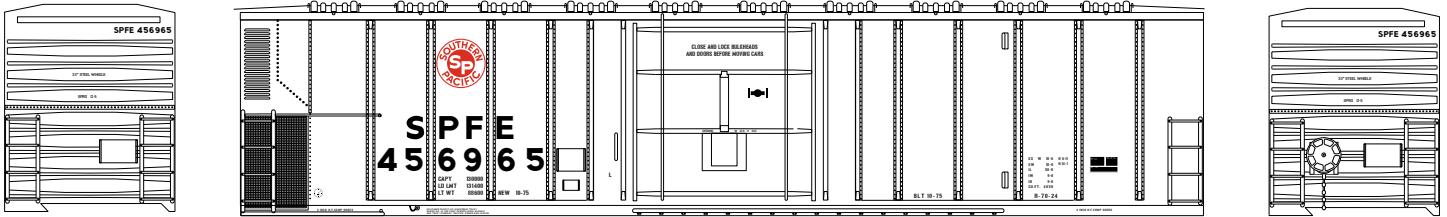


HO PC&F 57' Mechanical Reefer

Announced 9.28.18
Orders Due: 10.26.18

ETA: September 2019

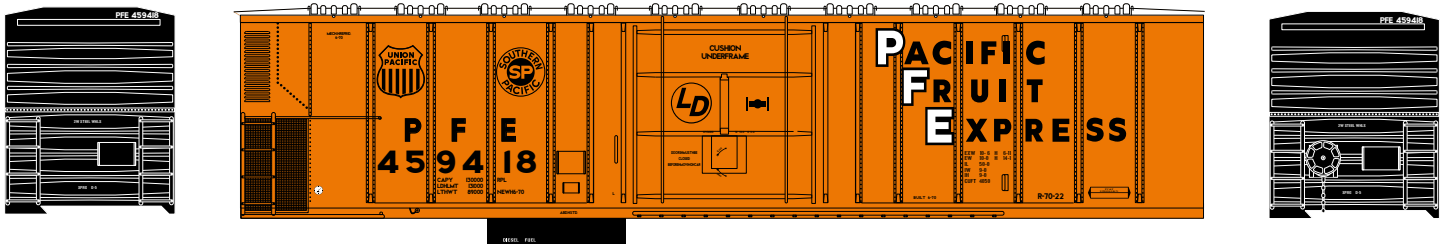
Southern Pacific*



Era: 1987+

- | | |
|----------|--|
| ATH72869 | HO RTR 57' PCF Mechanical Reefer, SPFE #456965 |
| ATH72870 | HO RTR 57' PCF Mechanical Reefer, SPFE #456424 |
| ATH72871 | HO RTR 57' PCF Mechanical Reefer, SPFE #456901 |
| ATH72872 | HO RTR 57' PCF Mechanical Reefer, SPFE #457453 |
| ATH72873 | HO RTR 57' PCF Mechanical Reefer, SPFE #459898 |

Pacific Fruit Express*



Era: 1969+

- | | |
|----------|---|
| ATH7111 | HO RTR 57' PCF Mechanical Reefer, PFE #459418 |
| ATH71169 | HO RTR 57' PCF Mechanical Reefer, PFE #459411 |
| ATH71170 | HO RTR 57' PCF Mechanical Reefer, PFE #459487 |
| ATH71181 | HO RTR 57' PCF Mechanical Reefer, PFE #457436 |
| ATH71182 | HO RTR 57' PCF Mechanical Reefer, PFE #457484 |

\$29.98SRP



Visit Your Local Retailer | Visit www.athearn.com | Call 1.800.338.4639

* Union Pacific Licensed Product


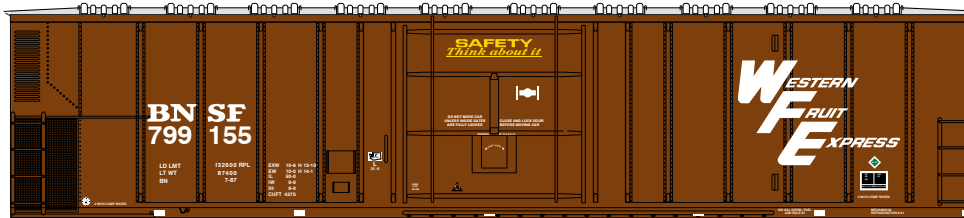



HO PC&F 57' Mechanical Reefer

Announced 9.28.18
Orders Due: 10.26.18

ETA: September 2019


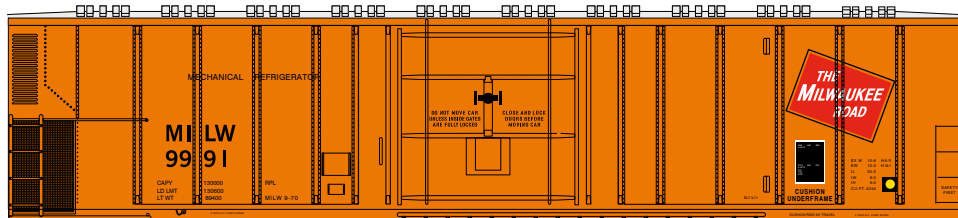
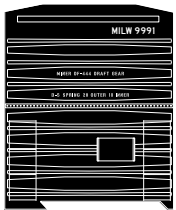
Burlington Northern Santa fe



Era: 1996+

- | | |
|----------|--|
| ATH72874 | HO RTR 57' PCF Mechanical Reefer, BNSF/Brown #799155 |
| ATH72875 | HO RTR 57' PCF Mechanical Reefer, BNSF/Brown #799495 |
| ATH72876 | HO RTR 57' PCF Mechanical Reefer, BNSF/Brown #799209 |
| ATH72877 | HO RTR 57' PCF Mechanical Reefer, BNSF/Brown #799059 |
| ATH72878 | HO RTR 57' PCF Mechanical Reefer, BNSF/Brown #799514 |

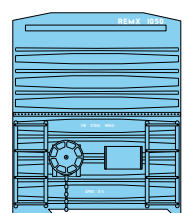
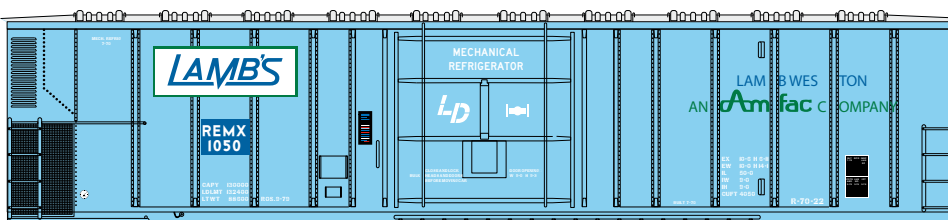
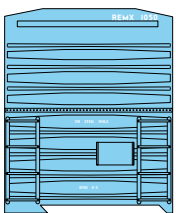
Milwaukee Road



Era: 1969+

- | | |
|----------|--|
| ATH7103 | HO RTR 57' PCF Mechanical Reefer, MILW #9991 |
| ATH71163 | HO RTR 57' PCF Mechanical Reefer, MILW #9864 |
| ATH71164 | HO RTR 57' PCF Mechanical Reefer, MILW #9971 |


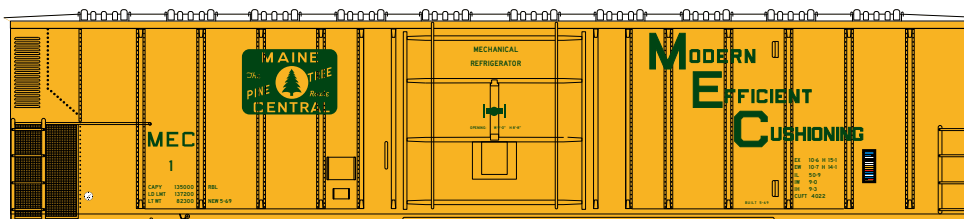
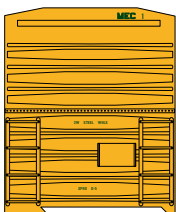
Lamb Weston



Era: 1969+

- | | |
|----------|---|
| ATH71143 | HO RTR 57' PCF Mechanical Reefer, Lamb Weston #1050 |
| ATH71144 | HO RTR 57' PCF Mechanical Reefer, Lamb Weston #1052 |

Maine Central



Era: 1969+

- | | |
|----------|--|
| ATH71145 | HO RTR 57' PCF Mechanical Reefer, MEC #1 |
| ATH71146 | HO RTR 57' PCF Mechanical Reefer, MEC #2 |

\$29.98SRP



Visit Your Local Retailer | Visit www.athsann.com | Call 1.800.338.4639

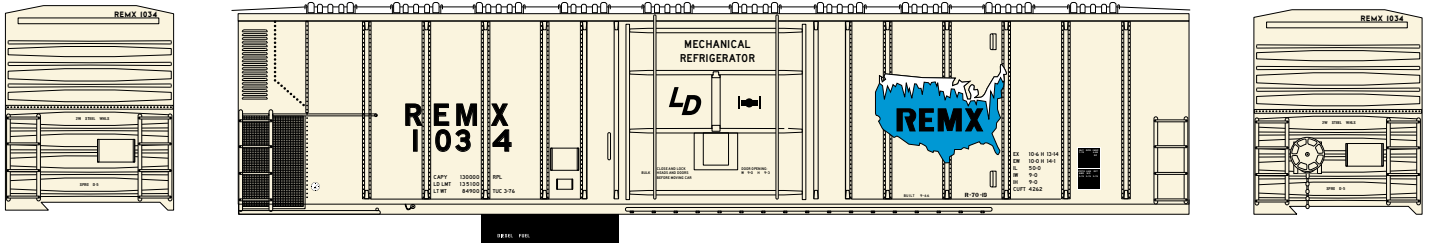


HO PC&F 57' Mechanical Reefer

Announced 9.28.18
Orders Due: 10.26.18

ETA: September 2019

REMX



Era: 1970s+

ATH71147
ATH71148

HO RTR 57' PCF Mechanical Reefer, REMX #1034
HO RTR 57' PCF Mechanical Reefer, REMX #1087

All Road Names

PROTOTYPE HISTORY:

Pacific Car and Foundry responded to the railroad's migration from ice stored in bunkers as a primary cooling system to the diesel mechanical systems. The mechanical reefers could keep a more regular temperature, often times colder than what the ice bunker cars could at the time. Initially mechanical reefers were used primarily in frozen food service. This would soon change as mechanical refrigeration began to replace ice-based systems. Soon after, mechanical refrigeration units replaced the "armies" of personnel required to re-ice the cars. Several different deliveries of the PC&F 57' mechanical reefer were made to many different railroads in the mid to late 1960s. Many have been rebuilt and are still in service today.

MODEL FEATURES:

- Fully assembled and ready for your layout
- Razor sharp printing and painting
- Weighted for optimum performance
- McHenry scale knuckle spring couplers installed
- Machined RP25 profile 33" metal wheels with RP25 contours operate on all popular brands of tack
- Body mounted McHenry operating scale knuckle couplers
- Window packaging for easy viewing
- Interior plastic blister safely holds the model for convenient storage
- Minimum radius: 18"

\$29.98SRP



Visit Your Local Retailer | Visit www.athearn.com | Call 1.800.338.4639