

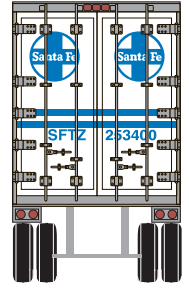



HO 45' Trailer

Announced: 01.23.15
Orders Due: 02.27.15

ETA: November 2015

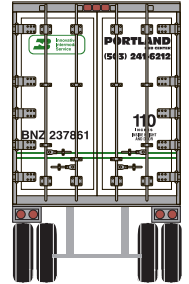
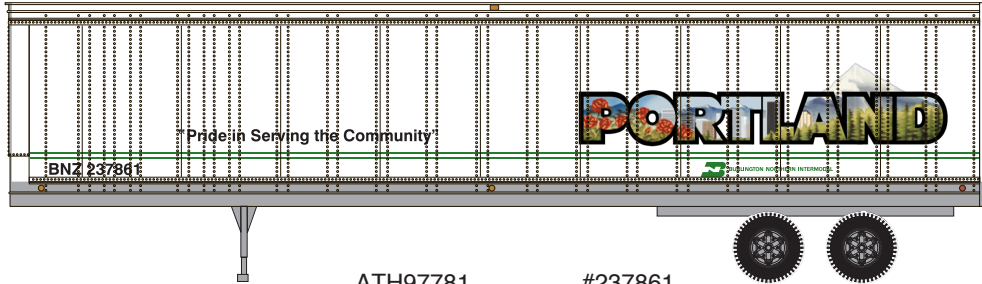
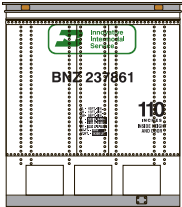
Santa Fe



Era: 1960s-1990s

ATH97778	#253400
ATH97779	#253427
ATH97780	#253475

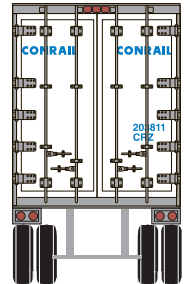
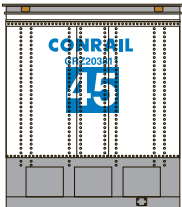
Burlington Northern



Era: 1960s-1990s

ATH97781	#237861
ATH97782	#237863
ATH97783	#237866

Conrail



Era: 1960s-1990s

ATH97784	#203811
ATH97785	#203905
ATH97786	#203969

\$26.98



Visit Your Local Retailer | Visit www.athearn.com | Call 1.800.338.4639

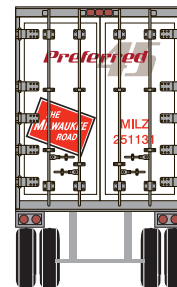

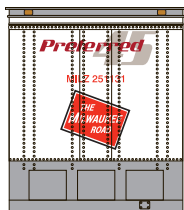


HO 45' Trailer

Announced: 01.23.15
Orders Due: 02.27.15

ETA: November 2015

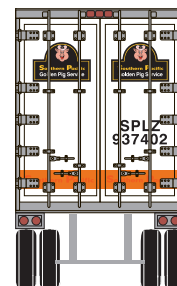
Milwaukee/Preferred 45



Era: 1960s-1990s

ATH97787	#251131
ATH97788	#251145
ATH97789	#251160

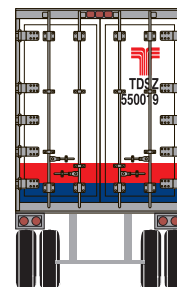
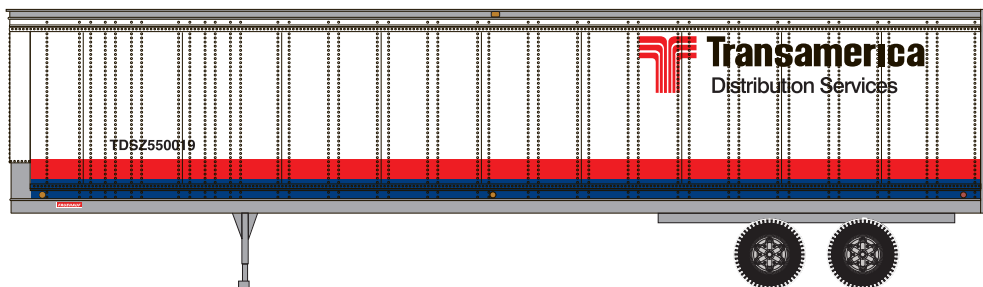
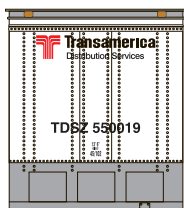
Southern Pacific*



Era: 1960s-1990s

ATH97790	#937402
ATH97791	#937443
ATH97792	#937489

Transamerica



Era: 1960s-1970s

ATH97793	#550019
ATH97794	#550062
ATH97795	#550077

MODEL FEATURES

- Fully assembled and ready to for your layout
- Smooth side body
- Razor sharp printing and painting
- Perfect for use with Athearn yard tractors

* Union Pacific Licensed Product

\$26.98



Visit Your Local Retailer | Visit www.athearn.com | Call 1.800.338.4639