

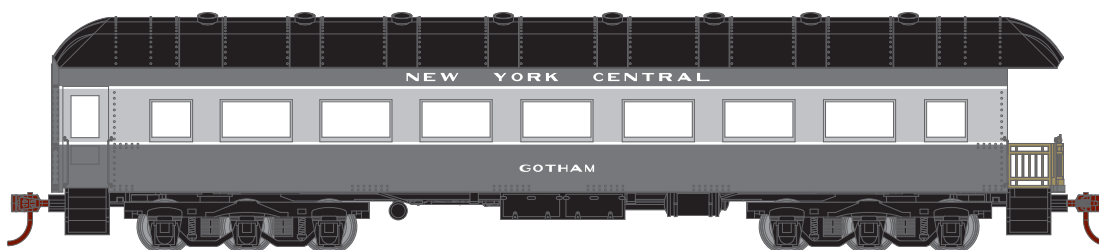


ANNOUNCED: 5-24-11  
ORDERS DUE: 6-17-11  
ETA: NOVEMBER 2011


# ARCH ROOF OBSERVATION



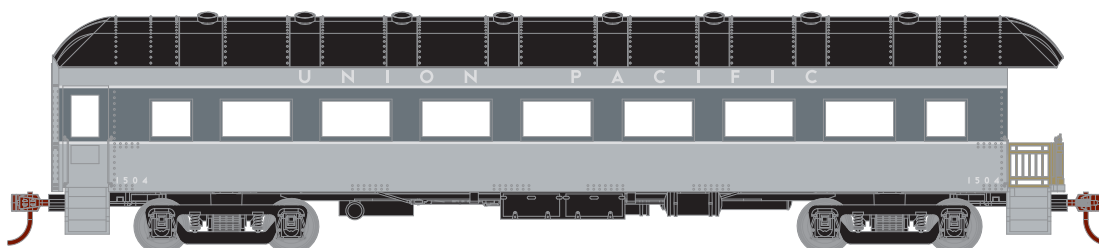
\_\_\_ 86621 CANADIAN PACIFIC #7916 \$39.98



\_\_\_ 86622 NEW YORK CENTRAL - GOTHAM \$39.98



\_\_\_ 86623 SOUTHERN PACIFIC DAYLIGHT #2902 \$39.98\*



\_\_\_ 86624 UNION PACIFIC GRAY #1504 \$39.98\*  
\_\_\_ 86620 UNDECORATED \$39.98

ERA: 1930S TO 1950S  
WITH THE MODEL DIE CASTING TOOLING AS THE FOUNDATION, WE HAVE MADE EXTENSIVE UP-GRADERS TO BRING YOU THESE FINE MODELS.

- NEW STIRRUP STEPS
- FULLY ASSEMBLED
- SEPARATE GRAB IRONS
- WEIGHTED FOR OPTIMUM PERFORMANCE
- MCHENRY® SCALE KNUCKLE SPRING COUPLERS
- 2 OR 3-AXLE TRUCKS, PER PROTOTYPE
- RAZOR SHARP PAINT AND PRINTING
- REMOVABLE ROOF-HELD WITH MAGNETS
- MACHINED 33" METAL RP25 PROFILE WHEELS
- WINDOW GLAZING
- VESTIBULE PARTITIONS

ATHEARN TRAINS · 1600 FORBES WAY · SUITE 120 · LONG BEACH, CA · 90810  
310-763-7140 · FAX 562-427-0536 · WWW.ATHEARN.COM