




HO 50' PS 5277 Box Car

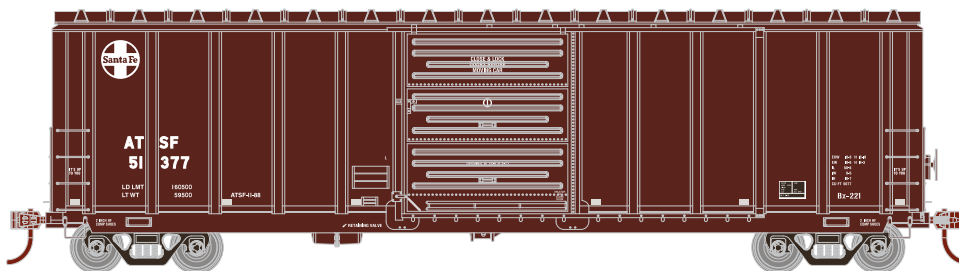
Announced 5.26.17
Orders Due: 6.23.17

ETA: May 2018

Santa Fe





Era: 1988+



ATH15678
 ATH15679
 ATH15680

HO RTR 50' PS 5277 Box, SF/Brown/Small Cross #51377
 HO RTR 50' PS 5277 Box, SF/Brown/Small Cross #51458
 HO RTR 50' PS 5277 Box, SF/Brown/Small Cross #51585



Era: 1983+




Primed for Grime

ATH15681
 ATH15682
 ATH15683

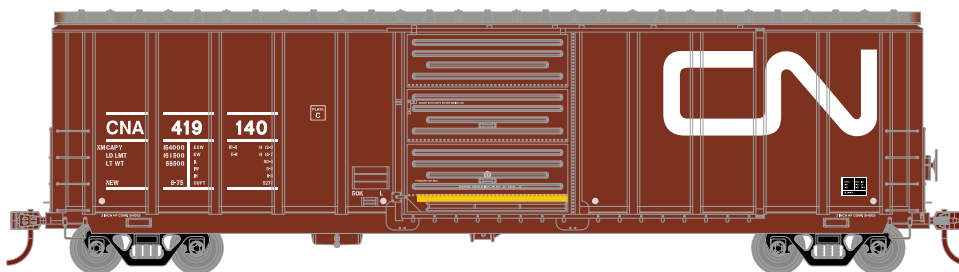
HO RTR 50' PS 5277 Box, SF/Ex-Rail Box #51396
 HO RTR 50' PS 5277 Box, SF/Ex-Rail Box #51560
 HO RTR 50' PS 5277 Box, SF/Ex-Rail Box #51581



Canadian National




Era: 1975+




ATH15684
 ATH15685
 ATH15686


HO RTR 50' PS 5277 Box, CN #419140
 HO RTR 50' PS 5277 Box, CN #419177
 HO RTR 50' PS 5277 Box, CN #419268



Detroit & Mackinac



Era: 1974+



ATH15687
 ATH15688
 ATH15689

HO RTR 50' PS 5277 Box, D&M #2252
 HO RTR 50' PS 5277 Box, D&M #2268
 HO RTR 50' PS 5277 Box, D&M #2281



\$29.98 SRP



Visit Your Local Retailer | Visit www.athearn.com | Call 1.800.338.4639




HO 50' PS 5277 Box Car

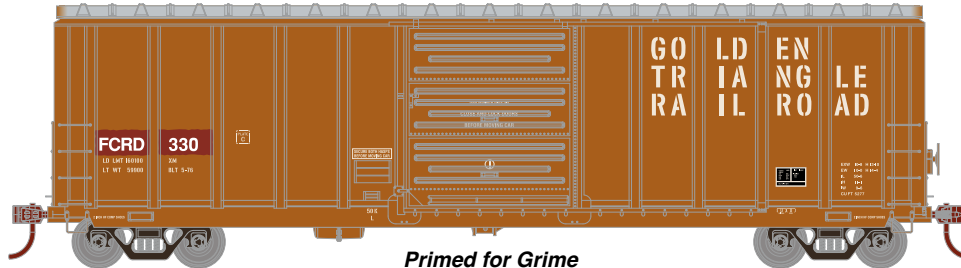
Announced 5.26.17
Orders Due: 6.23.17

ETA: May 2018

First Coast RR (Ex-Golden Triangle)



Era: 1976+



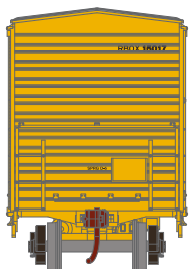
Primed for Grime



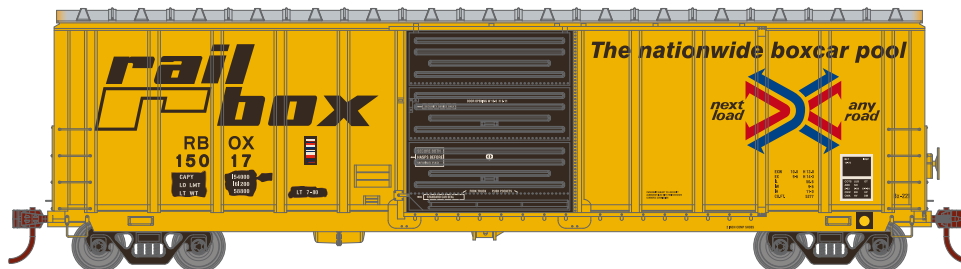
ATH15690
 ATH15691
 ATH15692

HO RTR 50' PS 5277 Box, FCRD/Ex-Golden Triangle #330
 HO RTR 50' PS 5277 Box, FCRD/Ex-Golden Triangle #338
 HO RTR 50' PS 5277 Box, FCRD/Ex-Golden Triangle #347

Railbox



Era: 1980+




ATH15693
 ATH15694
 ATH15695


HO RTR 50' PS 5277 Box, RBOX/1980s reweigh #15017
 HO RTR 50' PS 5277 Box, RBOX/1980s reweigh #15777
 HO RTR 50' PS 5277 Box, RBOX/1980s reweigh #16239



Frisco




Era: 1974+



ATH15696
 ATH15697
 ATH15698

HO RTR 50' PS 5277 Box, Frisco #44072
 HO RTR 50' PS 5277 Box, Frisco #44120
 HO RTR 50' PS 5277 Box, Frisco #44146



All Road Names

PRIMED FOR GRIME MODELS FEATURE:

- Duplicated look and feel of "In Service" equipment; "Tattered and Torn" just like the real thing
- Faded base colors matched to the prototype
- Patches applied and shaped per road number matching each corresponding side to the prototype
- Perfect starting point for adding grime and rust



#Ready2Rust

MODEL FEATURES:

- Single 10' Pullman Standard door
- Separately applied grab irons, end ladders, and brake wheel
- Photo-etch coupler cross-over platform
- Fully-assembled and ready to run out of the box
- Painted and printed for realistic decoration
- Weighted for trouble free operation
- Machined metal wheels and RP25 contours operate on all popular brands of track
- Body mounted McHenry operating scale knuckle couplers
- Window packaging for easy viewing plus interior plastic blister safely holds the model for convenient storage
- Replacement parts available
- Minimum radius: 18"

\$29.98SRP



Visit Your Local Retailer | Visit www.athearn.com | Call 1.800.338.4639