

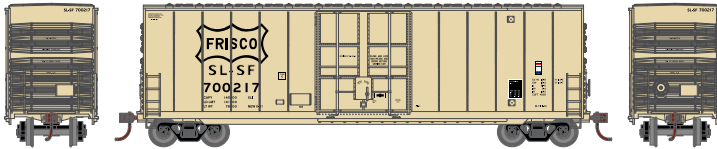


# HO 50' Plug Door Box Car

Announced 7.26.19  
Orders Due: 8.30.19

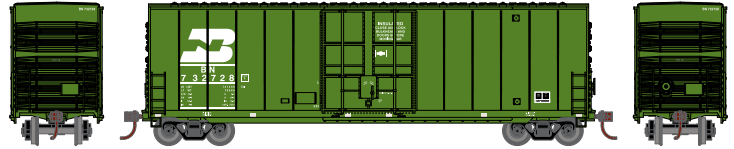
ETA: July 2020

## Frisco



- RND1677 HO 50' Smooth High Cube Plug Door Box, SLSF #700217
- RND1678 HO 50' Smooth High Cube Plug Door Box, SLSF #700258
- RND1679 HO 50' Smooth High Cube Plug Door Box, SLSF #700291

## Burlington Northern



- RND1673 HO 50' Smooth High Cube Plug Door Box, BN Late #732728
- RND1674 HO 50' Smooth High Cube Plug Door Box, BN Late #732738
- RND1675 HO 50' Smooth High Cube Plug Door Box, BN Late #732744

## Burlington Northern Santa Fe



- RND1657 HO 50' Smooth HC Plug Door Box, BNSF Round #712702
- RND1658 HO 50' Smooth HC Plug Door Box, BNSF Round #712779
- RND1659 HO 50' Smooth HC Plug Door Box, BNSF Round #712785

## Iowa Northern Railway



- RND1680 HO 50' Smooth High Cube Plug Door Box, IANR #1021
- RND1681 HO 50' Smooth High Cube Plug Door Box, IANR #1033
- RND1682 HO 50' Smooth High Cube Plug Door Box, IANR #1040

## Santa Fe



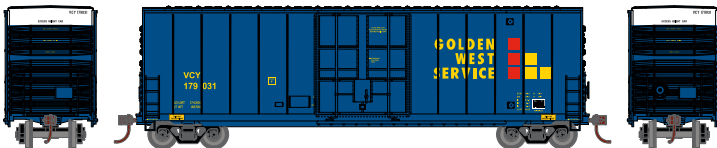
- RND1683 HO 50' Smooth High Cube Plug Door Box, ATSF #151603
- RND1684 HO 50' Smooth High Cube Plug Door Box, ATSF #151622
- RND1685 HO 50' Smooth High Cube Plug Door Box, ATSF #151654

## Cotton Belt\*



- RND1686 HO 50' Smooth High Cube Plug Door Box, SSW #24344
- RND1687 HO 50' Smooth High Cube Plug Door Box, SSW #24268
- RND1688 HO 50' Smooth High Cube Plug Door Box, SSW #24316

## Golden West



- RND1689 HO 50' Smooth High Cube Plug Door Box, VCY #179031
- RND1690 HO 50' Smooth High Cube Plug Door Box, VCY #179086
- RND1691 HO 50' Smooth High Cube Plug Door Box, VCY #179111

## All Road Names

### MODEL FEATURES:

- Former MDC tooling
- Brand new paint schemes
- Fully-assembled and ready to run
- Highly-detailed, injection-molded body
- Separate brake wheel
- Painted and printed for realistic decoration
- Machined metal wheels
- Weighted for trouble free operation
- Wheels with RP25 contours operate on all popular brands of track
- Body mounted McHenry operating scale knuckle couplers
- Window packaging for easy viewing
- Interior plastic blister safely holds model for convenient storage
- Minimum radius: 18"

### PRIMED FOR GRIME MODELS FEATURE:

- Duplicated look and feel of "In Service" equipment; "Tattered and Torn" just like the real thing
- Faded base colors matched to the prototype
- Patches applied and shaped per road number matching each corresponding side to the prototype
- Perfect starting point for adding grime and rust



#Ready2Rust

### PROTOTYPE AND BACKGROUND INFO:

Railroad boxcars are perhaps not only the best-recognized pieces of equipment ever put into service but also one of the most identifiable symbols of the industry itself. During the early years of the industry, freight was hauled on simple flatcars or early gondolas. In Upstate New York was the burgeoning Mohawk & Hudson Railroad, the first chartered system in the United States which later became part of the New York Central, came up with the novel idea of covering its gondolas in 1833 since the railroad dealt with snow throughout much of the winter.

The Roundhouse 50' High Cube, Plug Door boxcar is based on a common type of boxcar that began appearing in large numbers in the late 1970s. Such cars required greater overhead clearance to operate safely, but boasted greater cubic capacity that comparable standard-height cars. These cars commonly haul canned goods, finished rolls of paper, appliances, furniture, and lumber.

**\$27.98** SRP



Visit Your Local Retailer | Visit [www.athearn.com](http://www.athearn.com) | Call 1.800.338.4639

\* Union Pacific Licensed Product