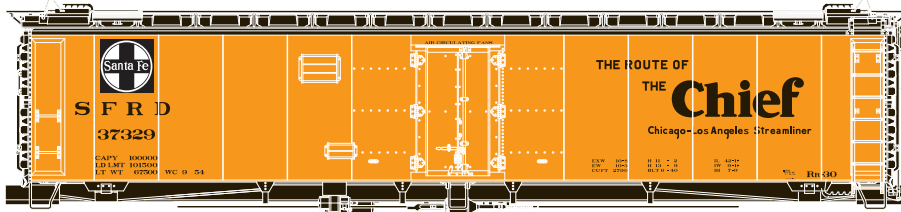


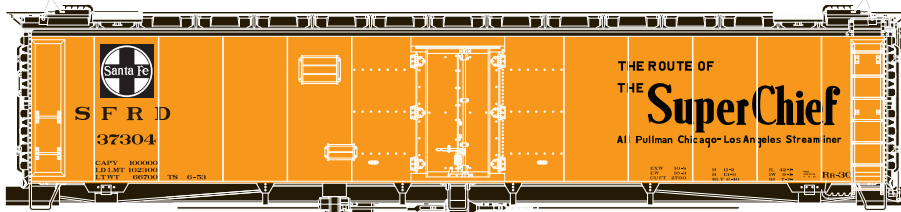


Announced: 6-22-10  
**Orders Due: 7-16-10**  
 ETA: November 2010

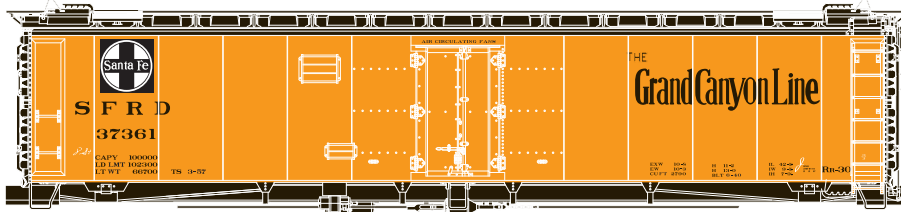
# 50' Ice Reefer



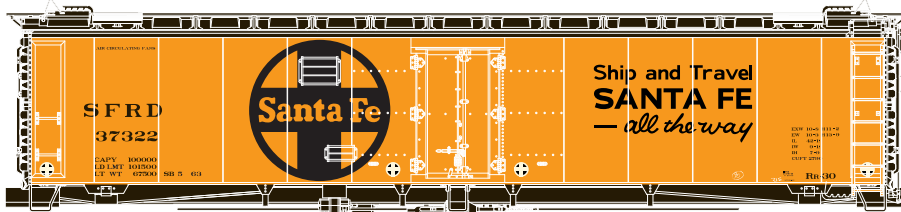
- \_\_\_ 23951 Santa Fe Chief #37329 \$19.98
- \_\_\_ 23952 Santa Fe Chief #37397 \$19.98
- \_\_\_ 23953 Santa Fe Chief #37374 \$19.98



- \_\_\_ 23954 Santa Fe Super Chief #37304 \$19.98
- \_\_\_ 23955 Santa Fe Super Chief #37311 \$19.98
- \_\_\_ 23956 Santa Fe Super Chief #37318 \$19.98



- \_\_\_ 23957 Santa Fe Grand Canyon #37361 \$19.98
- \_\_\_ 23958 Santa Fe Grand Canyon #37368 \$19.98
- \_\_\_ 23959 Santa Fe Grand Canyon #37369 \$19.98



- \_\_\_ 23960 Santa Fe - Late Large Logo #37322 \$19.98
- \_\_\_ 23961 Santa Fe - Late Large Logo #37331 \$19.98
- \_\_\_ 23962 Santa Fe - Late Large Logo #37334 \$19.98

Era: 1940s to 1960s

- All NEW tooling
- Razor-sharp printing and painting
- Separate brake rigging

- Fully assembled
- Santa Fe style "reversed" ice hatches
- McHenry® N scale couplers installed

- Super detailed car body - first time ever produced



The reverse side of each car will have the "Ship and Travel" logo as shown here

AtHearn Trains • 2883 East Spring Street • Suite 100 • Long Beach, CA • 90806  
 310-763-7140 • fax 562-427-0536 • www.athearn.com