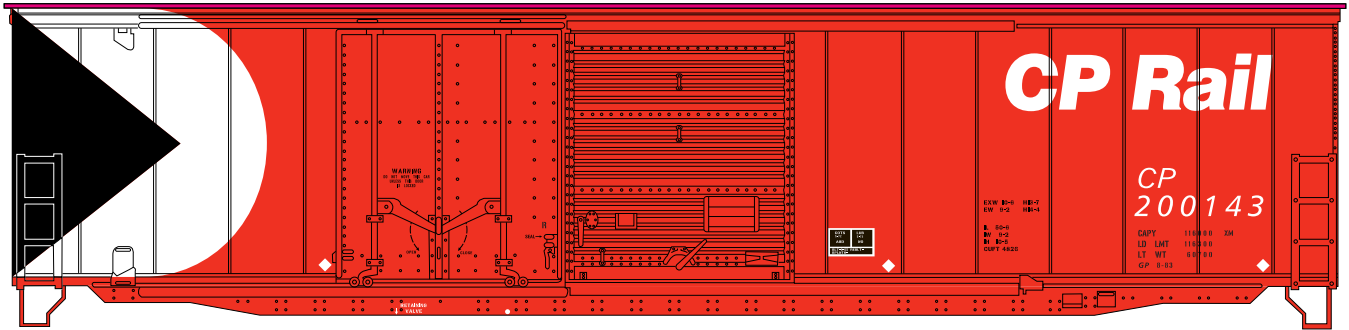




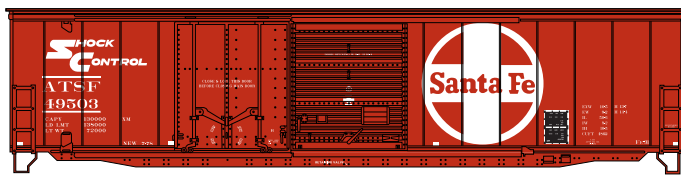
Announced: 3-24-09
 Orders Due: 4-17-09
 ETA: October 2009

50' Combo Door Box Car

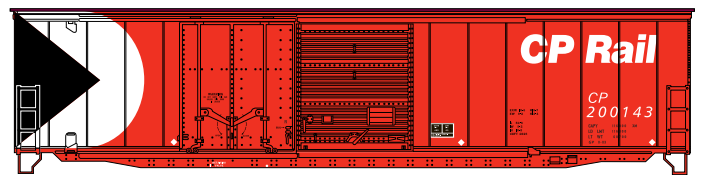


Era: 1960s -1990s

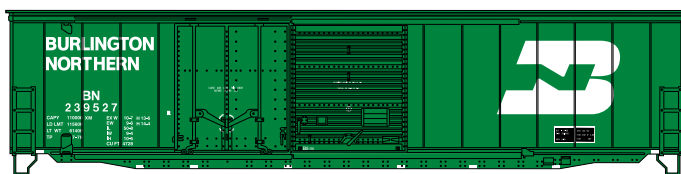
- Fully assembled
- Razor-sharp printing and painting
- McHenry® scale knuckle spring couplers
- Perfect for small home layouts
- RP25 profile machined 33" metal wheel sets
- Weighted for optimum performance



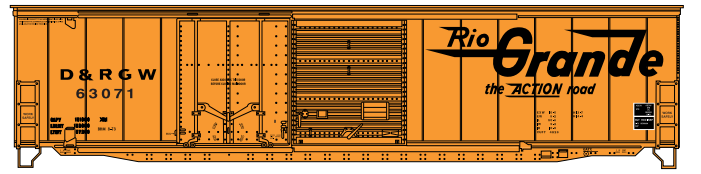
- ___ 89351 Santa Fe #1 \$18.98
- ___ 89352 Santa Fe #2 \$18.98



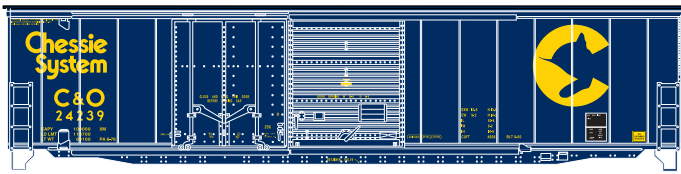
- ___ 89357 Canadian Pacific #1 \$18.98
- ___ 89358 Canadian Pacific #2 \$18.98



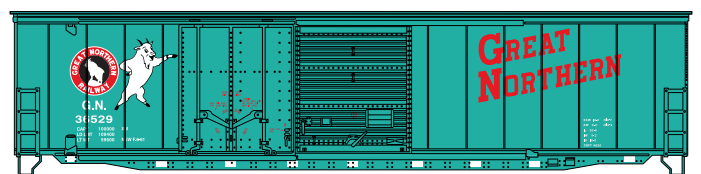
- ___ 89353 Burlington Northern #1 \$18.98*
- ___ 89354 Burlington Northern #2 \$18.98*



- ___ 89359 D&RGW #1 \$18.98*
- ___ 89360 D&RGW #2 \$18.98*



- ___ 89355 Chessie-C&O #1 \$18.98
- ___ 89356 Chessie-C&O #2 \$18.98



- ___ 89361 Great Northern #1 \$18.98
- ___ 89362 Great Northern #2 \$18.98

Athearn Trains • 1550 Glenn Curtiss Street • Carson, CA • 90746
 310-763-7140 • fax 310-763-7449 • www.athearn.com