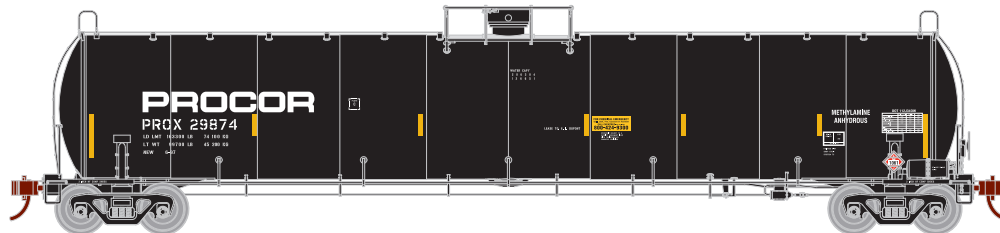
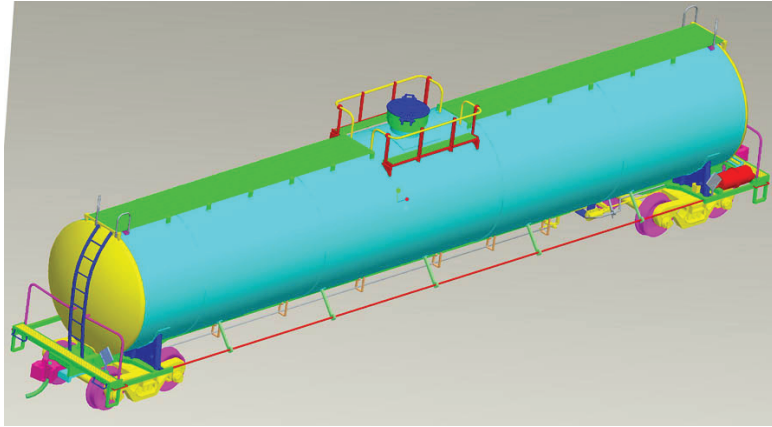
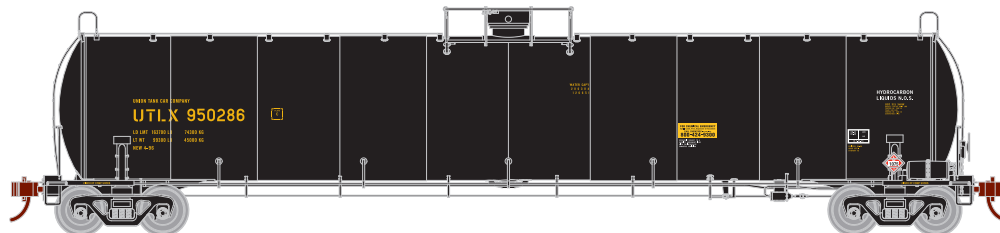




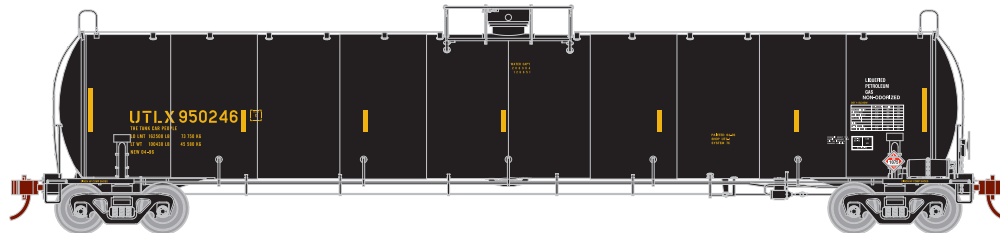
33.9K Gallon LPG Tank-Early



- | | | |
|-------|------------------------|---------|
| _____ | 23503 Procormer #29874 | \$22.98 |
| _____ | 23504 Procormer #30338 | \$22.98 |
| _____ | 23505 Procormer #40325 | \$22.98 |



- | | | |
|-------|--------------------|---------|
| _____ | 23506 UTLX #950286 | \$22.98 |
| _____ | 23507 UTLX #950298 | \$22.98 |
| _____ | 23508 UTLX #950333 | \$22.98 |



- | | | |
|-------|--|---------|
| _____ | 23509 UTLX "The Tank Car People" #950246 | \$22.98 |
| _____ | 23510 UTLX "The Tank Car People" #950271 | \$22.98 |
| _____ | 23511 UTLX "The Tank Car People" #950306 | \$22.98 |
| _____ | 23500 Undecorated Early | \$22.98 |

Era: 1992 to present

- Fully assembled
- Weighted for optimal performance
- Photo-etched placards
- Prototype cars carry LPG, ammonia, butadiene, isoprene, gasoline, etc.
- Scaled from manufacturer's drawings
- Photo-etched and wire form details
- Equipped with McHenry® N scale knuckle couplers

Athearn Trains • 2883 East Spring Street • Suite 100 • Long Beach, CA • 90806
 310-763-7140 • fax 562-427-0536 • www.athearn.com