




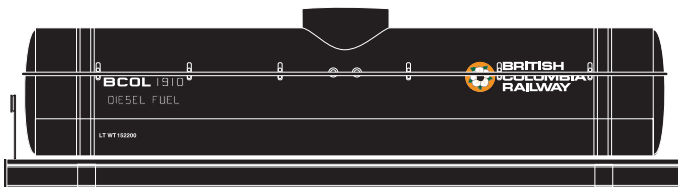
Announced: 6-23-09  
 Orders Due: 7-17-09  
 ETA: October 2009

# Single Dome Tank Car

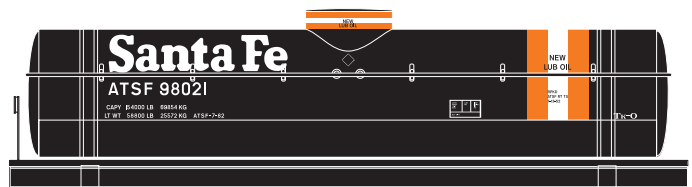


Era – 1940s - 1990s


- Fully assembled
- Razor-sharp printing and painting
- McHenry® scale knuckle spring couplers
- Perfect for small home layouts
- RP25 profile machined 33” metal wheel sets
- Weighted for optimum performance



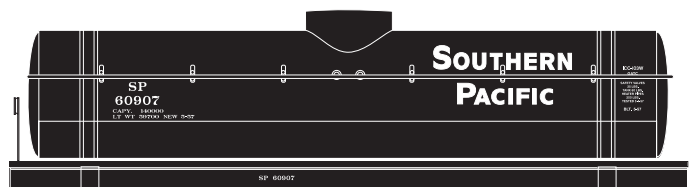
\_\_\_ 73195 BC Rail #1 \$18.98  
 \_\_\_ 73196 BC Rail #2 \$18.98



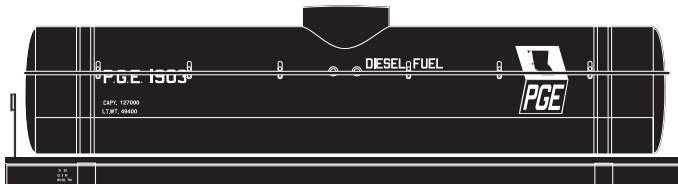
\_\_\_ 73201 Santa Fe #1 \$18.98  
 \_\_\_ 73202 Santa Fe #2 \$18.98



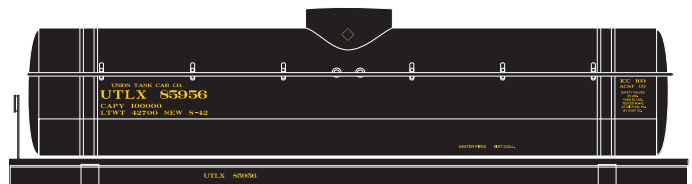
\_\_\_ 73197 MKT #1 \$18.98\*  
 \_\_\_ 73198 MKT #2 \$18.98\*



\_\_\_ 73203 Southern Pacific #1 \$18.98\*  
 \_\_\_ 73204 Southern Pacific #2 \$18.98\*



\_\_\_ 73199 Pacific Great Eastern #1 \$18.98  
 \_\_\_ 73200 Pacific Great Eastern #2 \$18.98



\_\_\_ 73205 UTLX #1 \$18.98  
 \_\_\_ 73206 UTLX #2 \$18.98

Athearn Trains • 1550 Glenn Curtiss Street • Carson, CA • 90746  
 310-763-7140 • fax 310-763-7449 • www.athearn.com