



# N 30K Gallon Ethanol Tank Car


Announced: 02.27.15  
Orders Due: 03.27.15

ETA: December 2015

## Chief



Era: 1993+

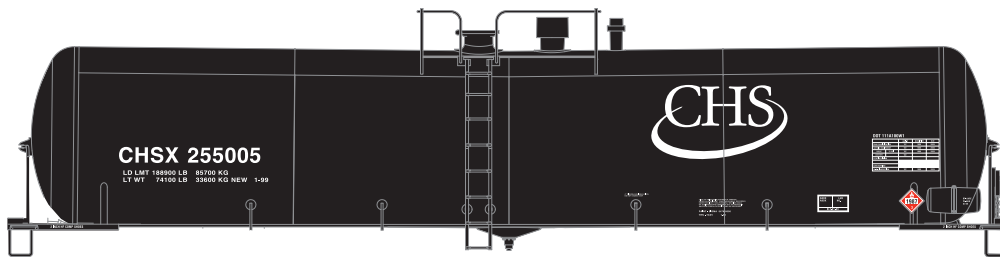


ATH24389	#89953
ATH24390	#89954, 89957, 89960
ATH24391	#89955, 89958, 89961
ATH24392	#89956, 89959, 89962

## CHS



Era: 1999+

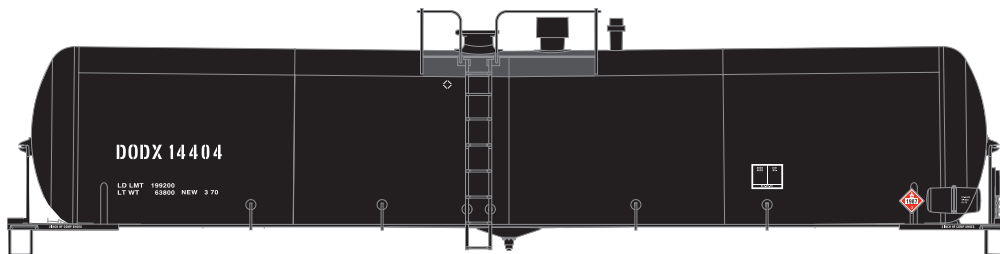


ATH24393	#255005
ATH24394	#255009, 255029, 255062
ATH24395	#255011, 255037, 255079
ATH24396	#255016, 255042, 255098

## U.S. Department of Defense



Era: 1990+



ATH24397	#14404
ATH24398	#14408, 14427, 14456
ATH24399	#14411, 14434, 14462
ATH24487	#14415, 14442, 14482

**\$25.98-SINGLE**

**\$75.98-3 PACK**

Visit Your Local Retailer | Visit [www.athearn.com](http://www.athearn.com) | Call 1.800.338.4639





# N 30K Gallon Ethanol Tank Car

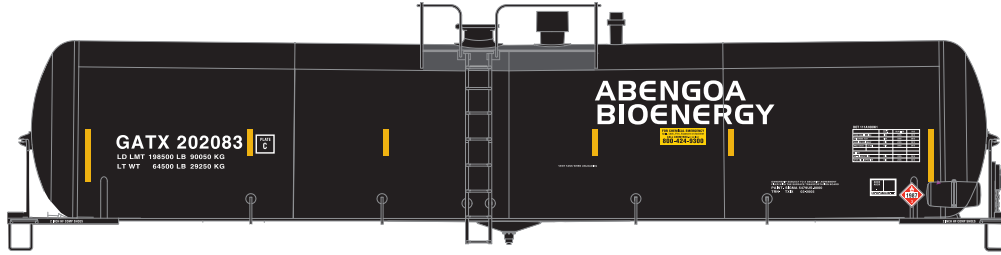
Announced: 02.27.15  
**Orders Due: 03.27.15**

ETA: December 2015

## Abengoa Bioenergy



Era: 2005+

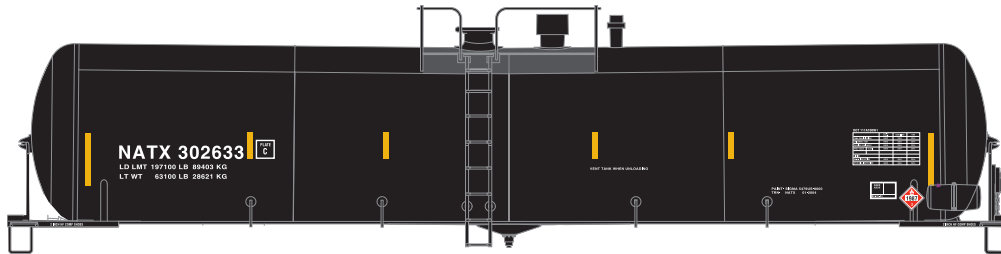


ATH24488	#202083
ATH24489	#202098, 202136, 202214
ATH24490	#202112, 202156, 202237
ATH24491	#202128, 202188, 202268

## NATX



Era: 2004+

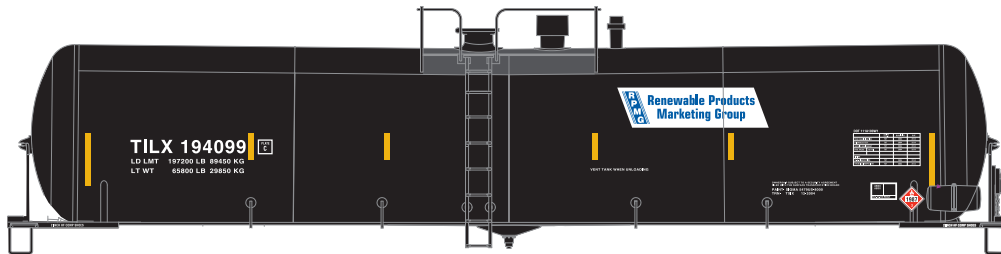


ATH24492	#302633
ATH24493	#306252, 302691, 302891
ATH24494	#302661, 302706, 303312
ATH24495	#302689, 302728, 303409

## Renewable Products



Era: 2004+



ATH24496	#194099
ATH24497	#195020, 196048, 197114
ATH24498	#195072, 196077, 198218
ATH24499	#196002, 196099, 199518

**\$25.98-SINGLE**

**\$75.98-3 PACK**



Visit Your Local Retailer | Visit [www.athearn.com](http://www.athearn.com) | Call 1.800.338.4639



# N 30K Gallon Ethanol Tank Car

Announced: 02.27.15  
**Orders Due: 03.27.15**

ETA: December 2015

## Prototype Information

Modern ethanol tank cars have a 30,000-gallon capacity. Most tank cars are owned by railcar leasing companies. Many are leased to the ethanol producing companies and carry their company logos. Fuel dealers, small refineries and other industries receive single cars and small blocks of cars that are mixed into freight trains. Large gasoline refineries may receive 100-car unit trains several times per week.

## MODEL FEATURES

- Scaled from prototype manufacturer's drawings
- Separately applied walkway platform, manway, outlet, ladders, brake rigging detail, safety rail supports and tank saddles
- Photo etched metal walkways and end platforms
- Wire safety rails and end handrails
- Printed placards
- 100-ton roller bearing trucks
- Fully-assembled and ready-to-run out of the box
- Accurately painted and printed
- Highly detailed, injection molded body
- Separately applied brake wheel
- Machined metal wheels
- Screw mounted trucks
- McHenry operating knuckle couplers
- Weighted for trouble free operation
- Clear plastic jewel box for convenient storage
- Operates on Code 55 and 80 rail
- Minimum radius: 11"
- Recommended radius: 15"

**\$25.98-SINGLE**

**\$75.98-3 PACK**



Visit Your Local Retailer | Visit [www.athearn.com](http://www.athearn.com) | Call 1.800.338.4639