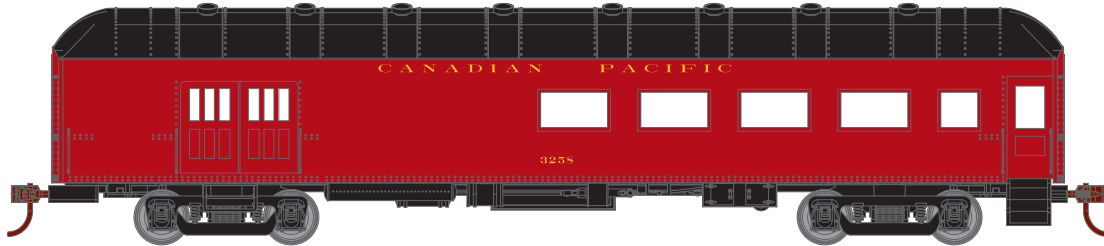
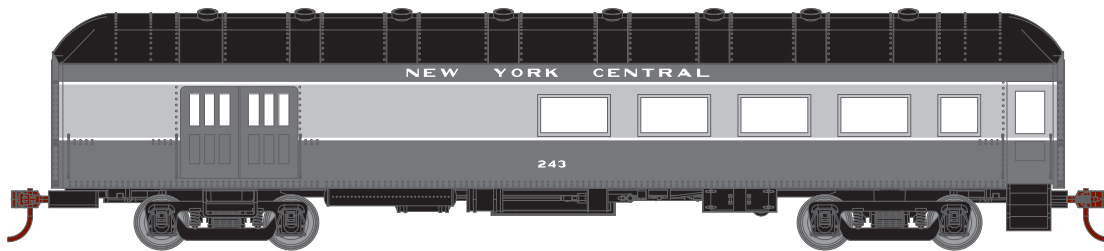


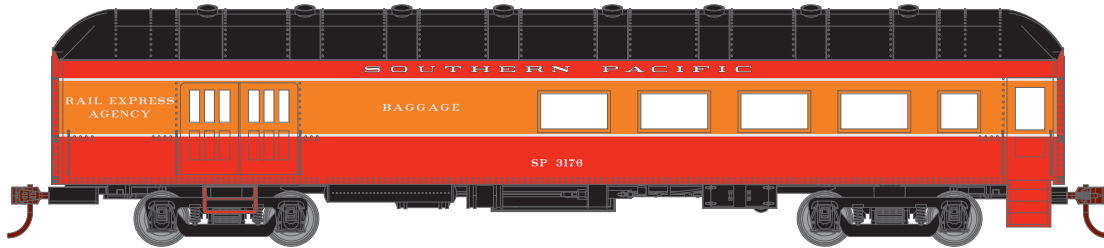
ARCH ROOF COMBINE



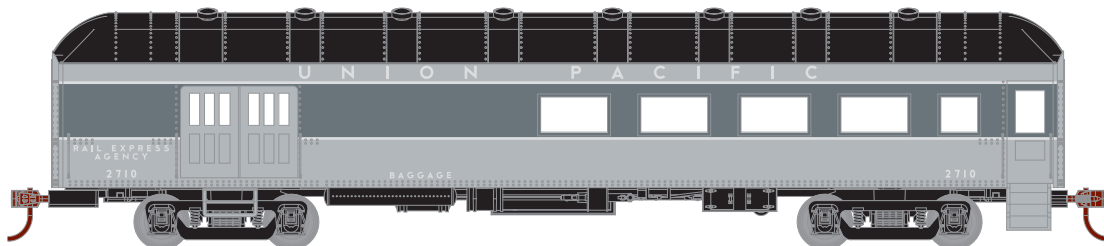
___ 86541 CANADIAN PACIFIC #3258 \$39.98



___ 86542 NEW YORK CENTRAL #243 \$39.98



___ 86543 SOUTHERN PACIFIC DAYLIGHT #3176 \$39.98*



___ 86544 UNION PACIFIC GRAY #2710 \$39.98*
 ___ 86540 UNDECORATED \$39.98

ERA: 1930S TO 1950S
 WITH THE MODEL DIE CASTING TOOLING AS THE FOUNDATION, WE HAVE MADE EXTENSIVE UP-GRADERS TO BRING YOU THESE FINE MODELS.

- NEW STIRRUP STEPS
- FULLY ASSEMBLED
- SEPARATE GRAB IRONS
- WEIGHTED FOR OPTIMUM PERFORMANCE
- MCHENRY® SCALE KNUCKLE SPRING COUPLERS
- 2 OR 3-AXLE TRUCKS, PER PROTOTYPE
- RAZOR SHARP PAINT AND PRINTING
- REMOVABLE ROOF-HELD WITH MAGNETS
- MACHINED 33" METAL RP25 PROFILE WHEELS
- WINDOW GLAZING
- VESTIBULE PARTITIONS

ATHEARN TRAINS · 1600 FORBES WAY · SUITE 120 · LONG BEACH, CA · 90810
 310-763-7140 · FAX 562-427-0536 · WWW.ATHEARN.COM