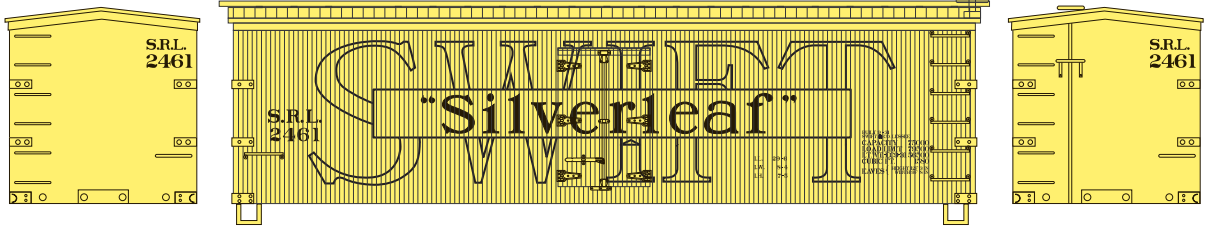




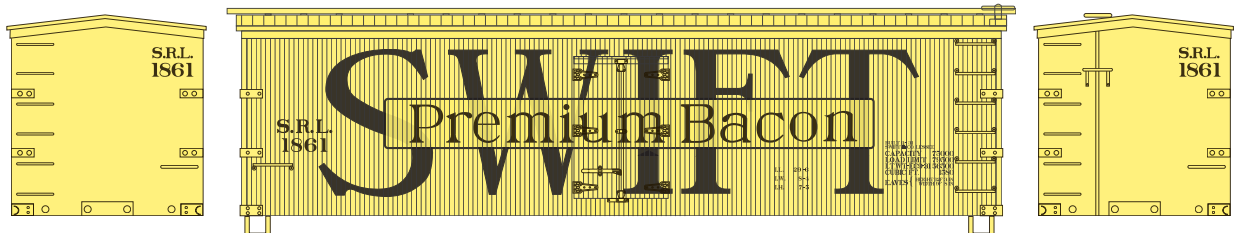
ANNOUNCED: 7-19-11
 ORDERS DUE: 8-19-11
 ETA: JANUARY 2012

HO SCALE


36' MEAT REEFER



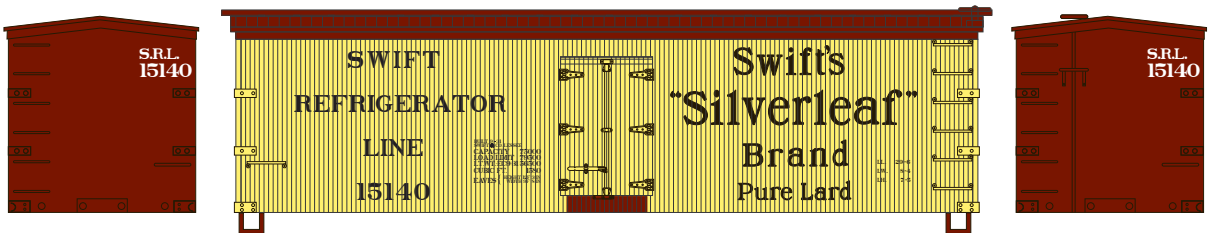
- ___ 85508 SWIFT "SILVERLEAF" #2461 \$19.98
- ___ 85509 SWIFT "SILVERLEAF" #2463 \$19.98
- ___ 85510 SWIFT "SILVERLEAF" #2466 \$19.98



- ___ 85511 SWIFT "PREMIUM BACON" #1861 \$19.98
- ___ 85512 SWIFT "PREMIUM BACON" #1862 \$19.98
- ___ 85513 SWIFT "PREMIUM BACON" #1864 \$19.98



- ___ 85514 SWIFT "PREMIUM HAM" #2379 \$19.98
- ___ 85515 SWIFT "PREMIUM HAM" #2381 \$19.98
- ___ 85516 SWIFT "PREMIUM HAM" #2382 \$19.98



- ___ 85517 SWIFT "SILVERLEAF BRAND" #15140 \$19.98
- ___ 85518 SWIFT "SILVERLEAF BRAND" #15143 \$19.98
- ___ 85519 SWIFT "SILVERLEAF BRAND" #15149 \$19.98

ERA: EARLY 1900S TO 1950S
 • MCHENRY® SCALE KNUCKLE SPRING COUPLERS • FULLY ASSEMBLED
 • RAZOR SHARP PAINTING AND PRINTING • WEIGHTED FOR OPTIMUM PERFORMANCE
 • MACHINED 33" METAL RP25 PROFILE WHEELS • STEEL UNDERFRAME

ROUNDHOUSE TRAINS • 1600 FORBES WAY • SUITE 120 • LONG BEACH, CA • 90810
 310-763-7140 • FAX 562-427-0536 • WWW.ROUNDHOUSETRAINS.COM