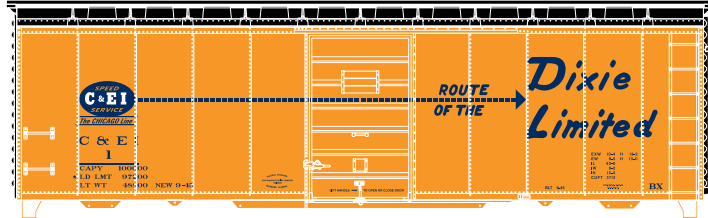




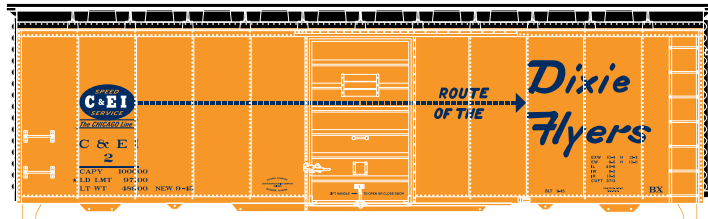
Announced: 4-20-10
Orders Due: 5-21-10
ETA: August 2010

40' Superior Door Box Car



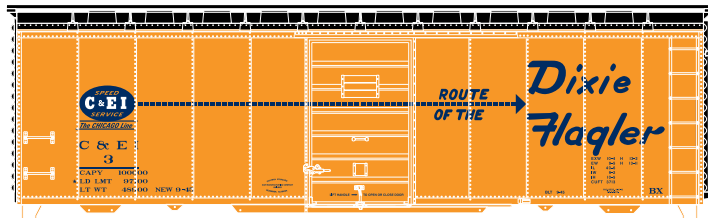
92275 C&EI #1 (RERUN)

\$18.98



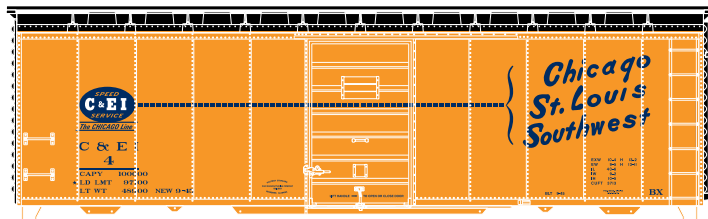
92276 C&EI #2 (RERUN)

\$18.98



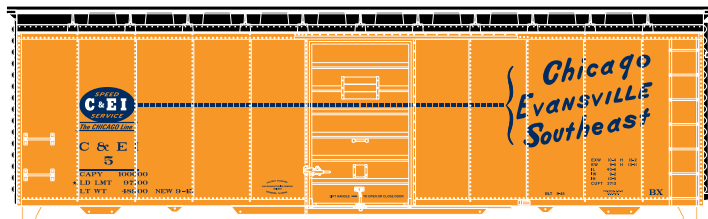
92277 C&EI #3 (RERUN)

\$18.98



92278 C&EI #4 (RERUN)

\$18.98



92279 C&EI #5 (RERUN)

\$18.98

Era: 1950s-1980s

- Fully assembled
- Razor-sharp printing and painting
- McHenry® scale knuckle spring couplers
- Perfect for small home layouts
- RP25 profile machined 33" metal wheel sets
- Weighted for optimum performance

Athearn Trains • 2883 East Spring Street • Suite 100 • Long Beach, CA • 90806
310-763-7140 • fax 562-427-0536 • www.athearn.com