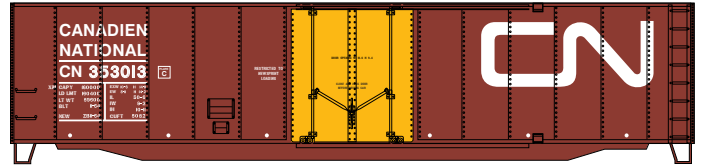
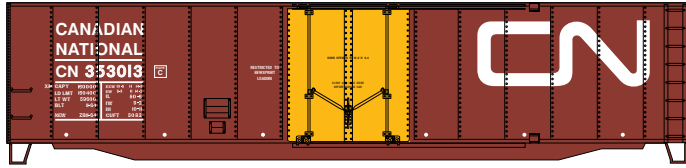


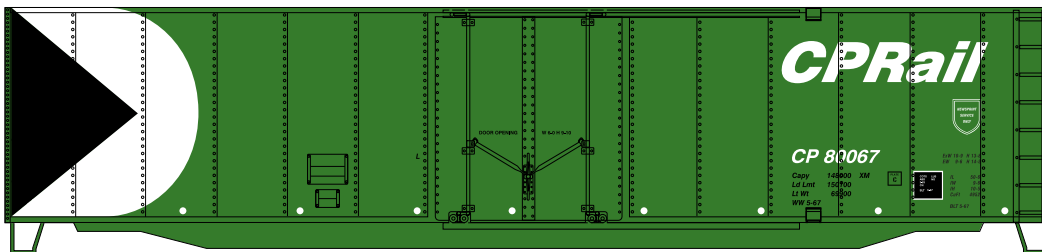


Announced: 2-22-11  
**Orders Due: 3-18-11**  
 ETA: September 2011

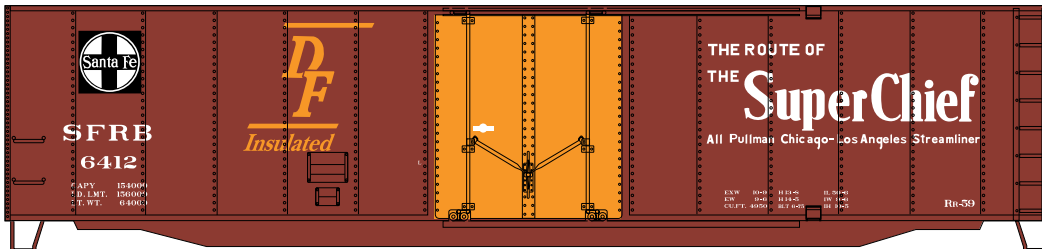
# 50' Plug Door Box Car



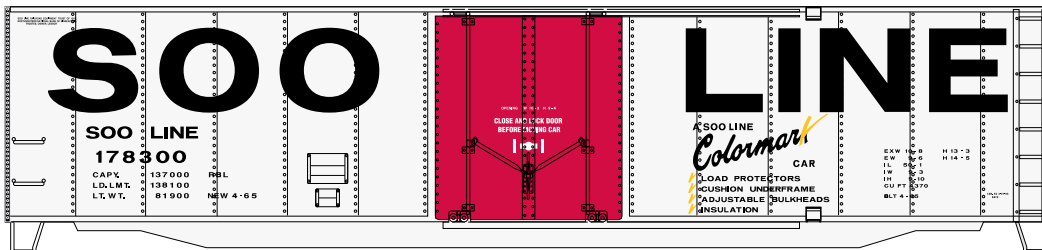
- \_\_\_ 71942 Canadian National #353013 \$19.98
- \_\_\_ 71943 Canadian National #353158 \$19.98
- \_\_\_ 71944 Canadian National #353214 \$19.98



- \_\_\_ 71945 CP Rail #80067 \$19.98
- \_\_\_ 71946 CP Rail #80342 \$19.98
- \_\_\_ 71947 CP Rail #80574 \$19.98



- \_\_\_ 71948 Santa Fe #6412 \$19.98
- \_\_\_ 71949 Santa Fe #6432 \$19.98
- \_\_\_ 71950 Santa Fe #6460 \$19.98



- \_\_\_ 71951 Soo Line #178264 \$19.98
- \_\_\_ 71952 Soo Line #178300 \$19.98
- \_\_\_ 71953 Soo Line #178316 \$19.98

Era: 1960s-1990s

- Fully assembled
- Razor-sharp printing and painting
- McHenry® scale knuckle spring couplers

- Perfect for small home layouts
- RP25 profile machined 33" metal wheel sets
- Weighted for optimum performance

Athearn Trains • 2883 East Spring Street • Suite 100 • Long Beach, CA • 90806  
 310-763-7140 • fax 562-427-0536 • www.athearn.com