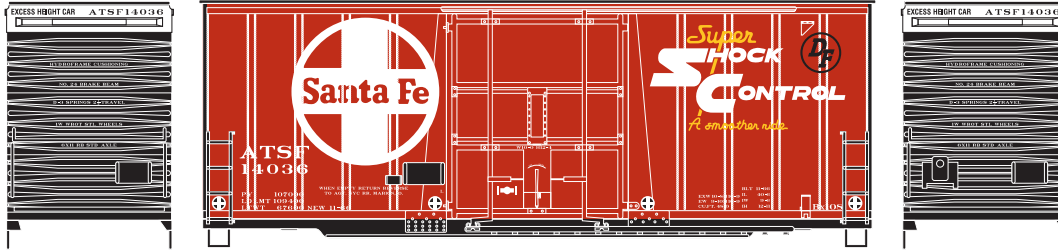
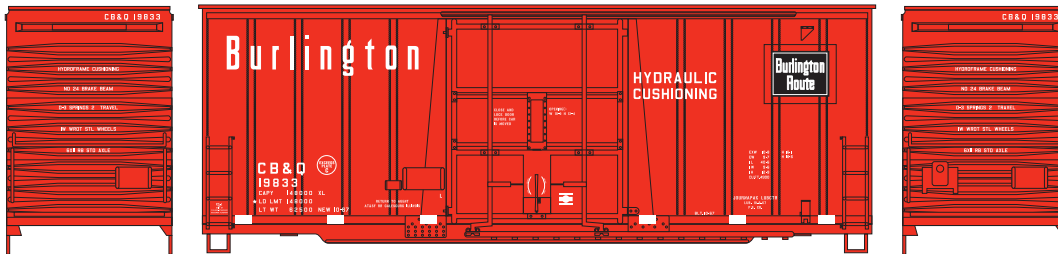




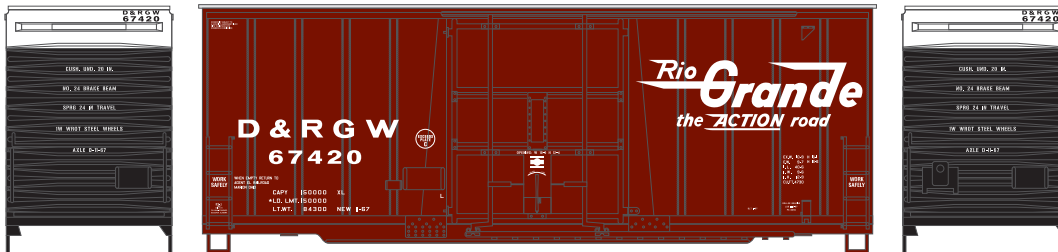
40' Hi-Cube Box Car



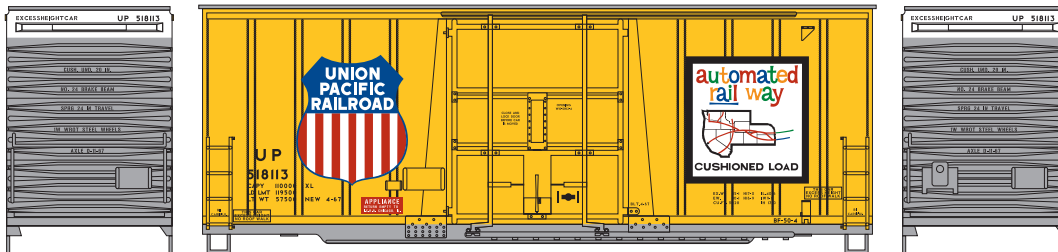
- | | | |
|-------|-------------------|---------|
| _____ | 76612 ATSF #14036 | \$21.98 |
| _____ | 76613 ATSF #14042 | \$21.98 |
| _____ | 76614 ATSF #14055 | \$21.98 |



- | | | |
|-------|-------------------|---------|
| _____ | 76615 CB&Q #19833 | \$21.98 |
| _____ | 76616 CB&Q #19847 | \$21.98 |
| _____ | 76617 CB&Q #19856 | \$21.98 |



- | | | |
|-------|--------------------|----------|
| _____ | 76618 D&RGW #67420 | \$21.98* |
| _____ | 76619 D&RGW #67423 | \$21.98* |
| _____ | 76620 D&RGW #67426 | \$21.98* |



- | | | |
|-------|-----------------------------|----------|
| _____ | 76621 Union Pacific #518113 | \$21.98* |
| _____ | 76622 Union Pacific #518124 | \$21.98* |
| _____ | 76623 Union Pacific #518136 | \$21.98* |

Era: 1960s to 1990s

- Razor-sharp printing and painting
- Weighted for optimal performance
- Perfect for small home layouts
- Machined metal wheels
- Fully assembled
- McHenry® scale knuckle spring couplers

Athearn Trains • 1600 Forbes Way • Suite 120 • Long Beach, CA • 90810
 310-763-7140 • fax 562-427-0536 • www.athearn.com