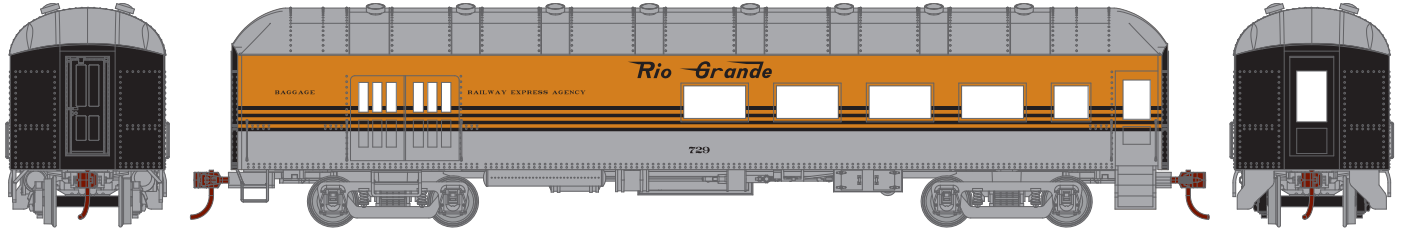





ANNOUNCED: 10-23-12  
ORDERS DUE: 11-16-12  
ETA: JUNE 2013

**HO SCALE**

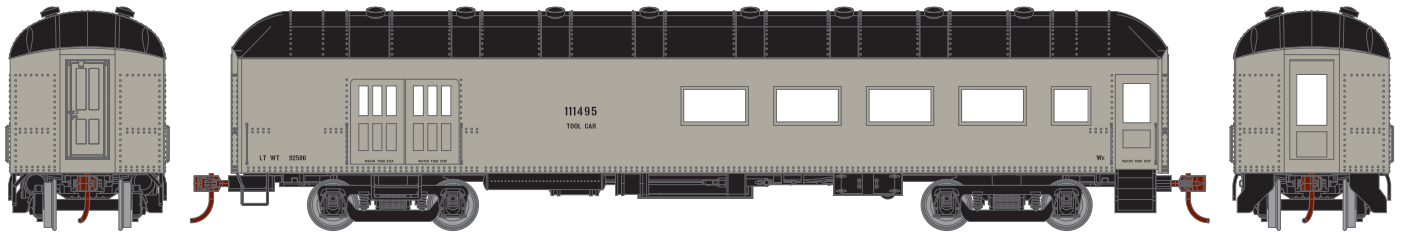
# ARCH ROOF COMBINE




\_\_\_ 86553 RIO GRANDE #729 \$39.98\*



\_\_\_ 86554 ERIE LACKAWANNA #413 \$39.98



\_\_\_ 86555 MAINTENANCE OF WAY #111495 \$39.98



\_\_\_ 86556 WESTERN PACIFIC #298 \$39.98\*

ERA: 1930s TO 1950s  
 WITH THE MODEL DIE CASTING TOOLING AS THE FOUNDATION, WE HAVE MADE EXTENSIVE UP-GRADERS TO BRING YOU THESE FINE MODELS.

- NEW STIRRUP STEPS
- FULLY ASSEMBLED
- SEPARATE GRAB IRONS
- WEIGHTED FOR OPTIMUM PERFORMANCE
- MCHENRY® SCALE KNUCKLE SPRING COUPLERS
- 2 OR 3-AXLE TRUCKS, PER PROTOTYPE
- RAZOR SHARP PAINT AND PRINTING
- REMOVABLE ROOF-HELD WITH MAGNETS
- MACHINED 33" METAL RP25 PROFILE WHEELS
- RPO COMES WITH MAIL HOOK DETAILS, BOTH SIDES
- WINDOW GLAZING
- VESTIBULE PARTITIONS

ATHEARN TRAINS · 1600 FORBES WAY · SUITE 120 · LONG BEACH, CA · 90810  
310-763-7140 · FAX 310-895-7484 · 877-422-9316 · WWW.ATHEARN.COM

\* Union Pacific Licensed Product

UPC 797534 86xxx