



HO GE AC4400CW

Announced 1.25.19
Orders Due: 2.22.19

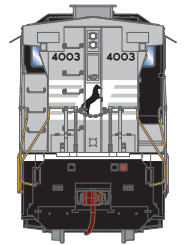
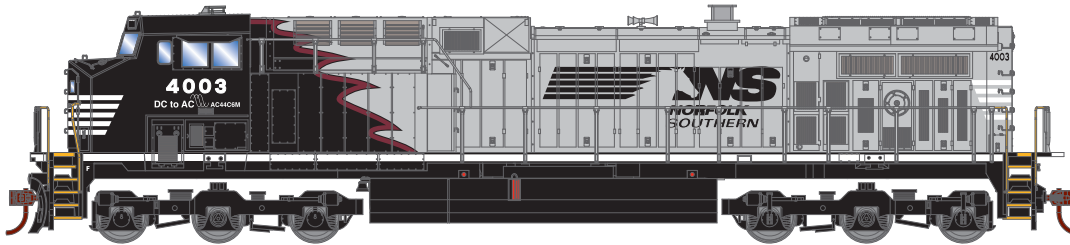
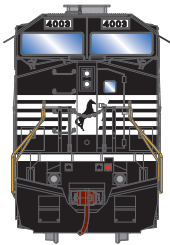
ETA: January 2020

**NOW EQUIPPED WITH:
LED LIGHTING!**

Photo - https://www.youtube.com/watch?v=l_u0jIAPlc



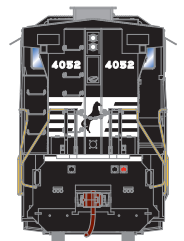
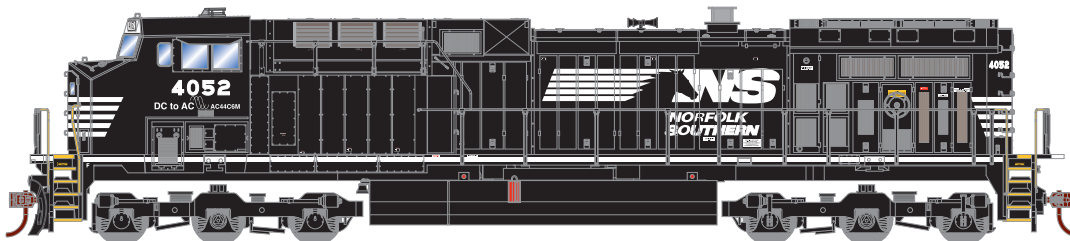

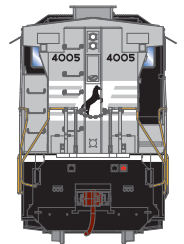
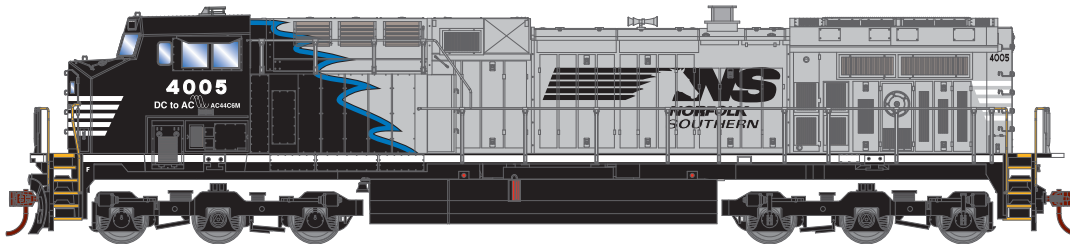

Norfolk Southern



Era: 2018+

RND77704
RND77705

HO AC4400CW, NS Black/Red Mane #4003
HO AC4400CW, NS Black/Blue Mane #4005



\$139.98 SRP

RND77706
RND77707

HO AC4400CW, NS Black #4052
HO AC4400CW, NS Black #4059



Visit Your Local Retailer | Visit www.athearn.com | Call 1.800.338.4639

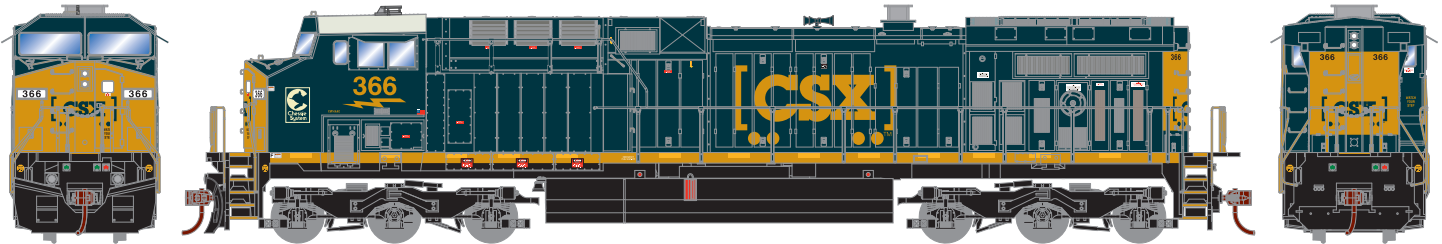



HO GE AC4400CW

Announced 1.25.19
Orders Due: 2.22.19

ETA: January 2020

CSX



Era: 2010s+

- | | |
|----------|--------------------------------------|
| RND77708 | HO AC4400CW, CSX Emblem SCL #256 |
| RND77709 | HO AC4400CW, CSX Emblem L&N #323 |
| RND77710 | HO AC4400CW, CSX Emblem Chessie #366 |

Burlington Northern Santa Fe



Primed for Grime

• Different "primer" patch on each side on long hood



Primed for Grime

Era: 2006+

- | | |
|----------|--------------------------------------|
| RND77711 | HO AC4400CW, BNSF Repair Patch #5610 |
| RND77712 | HO AC4400CW, BNSF Faded #5654 |
| RND77713 | HO AC4400CW, BNSF Faded #5656 |

\$139.98 SRP



Visit Your Local Retailer | Visit www.athearn.com | Call 1.800.338.4639

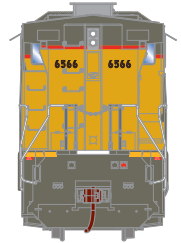
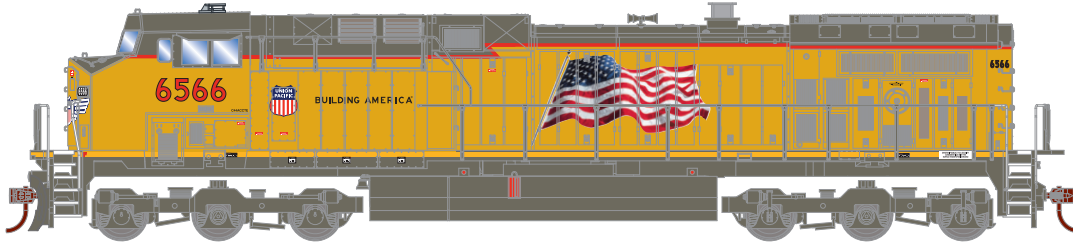


HO GE AC4400CW

Announced 1.25.19
Orders Due: 2.22.19

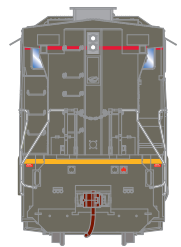
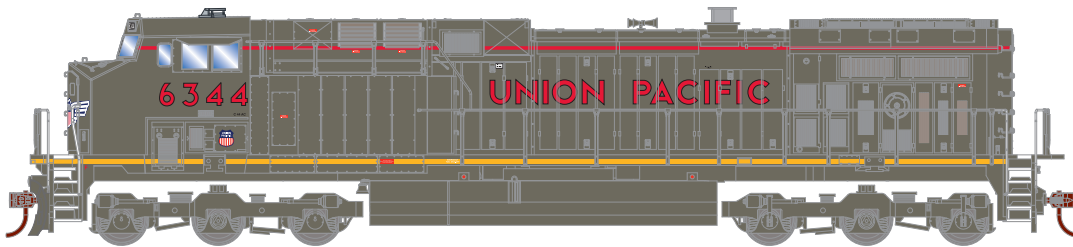

ETA: January 2020

Union Pacific*

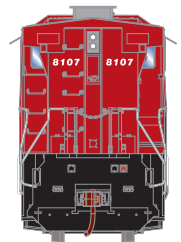



Era: 2014+

RND77714	HO AC4400CW, UP Flag Repaint #6566
RND77715	HO AC4400CW, UP Flag Repaint #6755
RND77716	HO AC4400CW, UP Flag Repaint #7005
RND77717	HO AC4400CW, UP Grey Ghost #6344



Canadian Pacific



Era: 2018+

RND97267	HO AC4400CW, CP New Beaver #8107
RND97268	HO AC4400CW, CP New Beaver #8128
RND97269	HO AC4400CW, CP New Beaver #8129

All Road Names

MODEL FEATURES:

- Non-illuminated ditch lights
- Three cab variations
- See-through cab windows
- Factory applied sunshades, frame-mounted bell, exhaust stack, brake wheel, rear sand filler, air tanks
- Separately-applied wire grab irons
- Fine scale handrails
- Steerable or Hi-ad trucks with separate shock struts and brake cylinders per prototype
- 5,000 gallon fuel tank
- McHenry operating scale knuckle couplers
- Fully-assembled and ready-to-run out of the box
- Painted and printed for realistic decoration
- Highly detailed, injection molded body
- Quick Plug™ technology: DCC ready with 21-pin NEM plug
- LED Lighting for realistic color and appearance
- All-wheel drive with precision gears for smooth and quiet operation

- Heavy die-cast frame for greater traction and more pulling power
- All-wheel electrical pickup provides reliable current flow
- 5-pole skew wound motor with precision-machined flywheels and dual-link™ drive train for trouble free operation
- Wheels with RP25 contours operate on all popular brands of track
- Window packaging for easy viewing
- Packaging interior safely holds the model for convenient storage
- Minimum radius: 18"
- Recommended radius: 22"



PRIMED FOR GRIME MODELS FEATURE:

- Duplicated look and feel of "In Service" equipment; "Tattered and Torn" just like the real thing
- Faded base colors matched to the prototype
- Patches applied and shaped per road number matching each corresponding side to the prototype
- Perfect starting point for adding grime and rust



#Ready2Rust

\$139.98SRP



Visit Your Local Retailer | Visit www.athearn.com | Call 1.800.338.4639

* Union Pacific Licensed Product