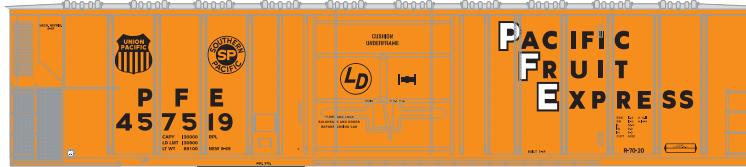


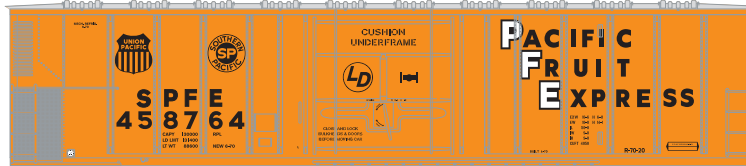


Announced: 3-22-11
Orders Due: 4-15-11
 ETA: October 2011

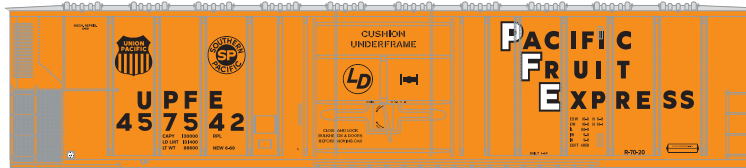
57' Mechanical Reefer



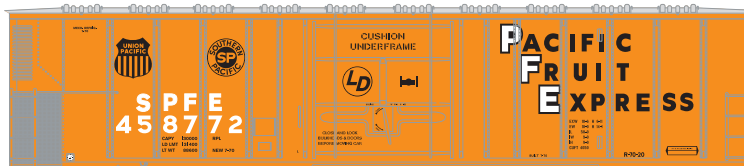

- ___ 17477 PFE #457519 \$17.98*
- ___ 17478 PFE #458486 \$17.98*
- ___ 17479 PFE #459337 \$17.98*



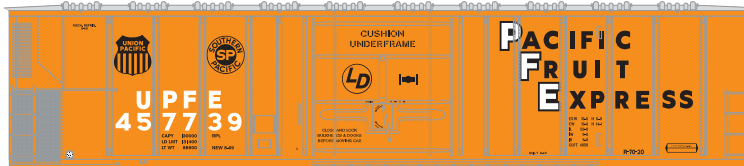

- ___ 17480 SPFE #458764 \$17.98*
- ___ 17481 SPFE #458829 \$17.98*
- ___ 17482 SPFE #458927 \$17.98*



- ___ 17483 UPFE #457542 \$17.98*
- ___ 17484 UPFE #457668 \$17.98*
- ___ 17485 UPFE #457821 \$17.98*



- ___ 17486 SPFE #458772 (white letters) \$17.98*
- ___ 17487 SPFE #458834 (white letters) \$17.98*
- ___ 17488 SPFE #459254 (white letters) \$17.98*



- ___ 17489 UPFE #457739 (white letters) \$17.98*
- ___ 17490 UPFE #457970 (white letters) \$17.98*
- ___ 17491 UPFE #459056 (white letters) \$17.98*

Era: Mid 1960s to present

- Fully assembled
- Razor-sharp painting and printing
- Weighted for optimum performance
- Screw-mounted trucks for optimal tracking
- Truck mounted McHenry® N scale knuckle spring couplers
- Separately applied brake wheel

Athearn Trains • 2883 East Spring Street • Suite 100 • Long Beach, CA • 90806
 310-763-7140 • fax 562-427-0536 • www.athearn.com