



HO GP38-2 Diesel Locomotive

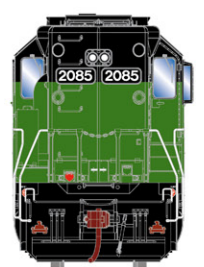
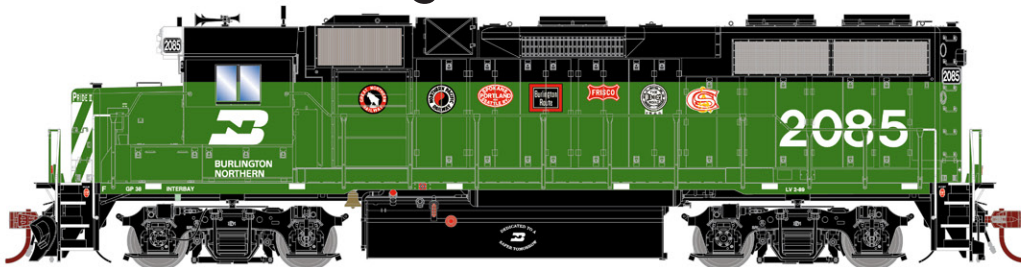
Announced 5.31.19
Orders Due: 6.28.19

ETA: May 2020



**NOW EQUIPPED WITH:
LEDs, & RUBBER MU HOSES**

Burlington Northern



Era: 1990+

Without Sound


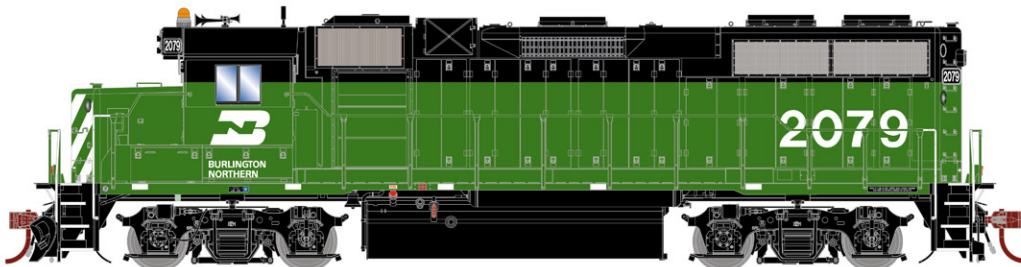
- ATHG68079 HO GP38-2, BN Pacific Pride II #2085
- ATHG68080 HO GP38-2, BN #2078
- ATHG68081 HO GP38-2, BN #2079
- ATHG68082 HO GP38-2, BN #2082

With Sound

- ATHG68179 HO GP38-2 w/DCC & Sound, BN Pacific Pride II #2085
- ATHG68180 HO GP38-2 w/DCC & Sound, BN #2078
- ATHG68181 HO GP38-2 w/DCC & Sound, BN #2079
- ATHG68182 HO GP38-2 w/DCC & Sound, BN #2082

BN FEATURES:

- Phase I with widely spaced radiator fans and chicken wire radiator grilles
- Late coupler cut levers with loops painted white
- Front and rear early drop steps
- 81" nose with ratchet brake
- Green or Black anti-glare patch on nose per prototype era
- BN-style early battery box doors
- #2078, 2079, 2082 feature illuminated beacon with effect on DCC+Sound
- Early Dash-2 cab with louvers
- Welded cab side panels with arm rests



Era: 1980s+

w/o Sound \$199.98_{SRP} With *Tsunami* 2 Sound \$289.98_{SRP}

These items are subject to Horizon's MAP policy



Visit Your Local Retailer | Visit www.athearn.com | Call 1.800.338.4639


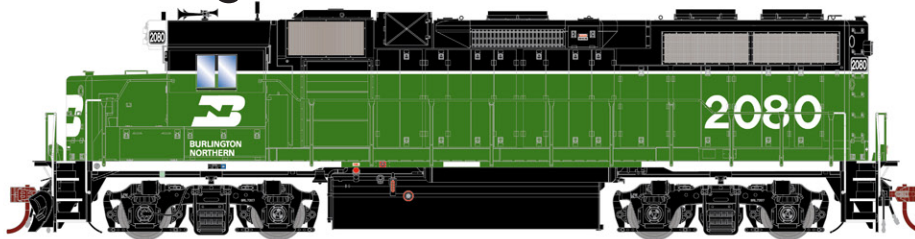



HO GP38-2 Diesel Locomotive

Announced 5.31.19
Orders Due: 6.28.19

ETA: May 2020

Burlington Northern (continued)



Era: 1990+

Without Sound

ATHG68083 HO GP38-2, BN White Face #2080

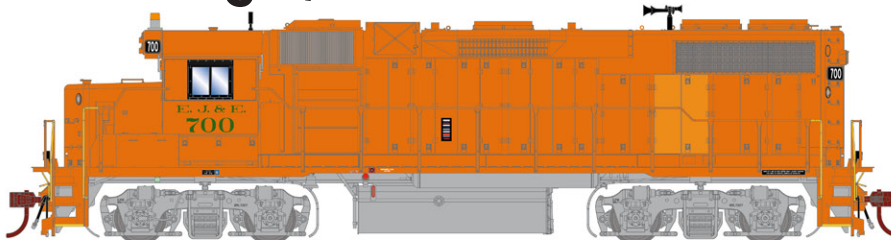

With Sound

ATHG68183 HO GP38-2 w/DCC & Sound, BN White Face #2080

BN FEATURES (continued):

- Standard EMD low snowplow
- Detailed 3,600 gallon fuel tank with vertical sight glass
- Salem air filter with piping
- Leslie S-3L-R air horn

Elgin, Joliet & Eastern



Era: 1970s+

Without Sound

ATHG68084 HO GP38-2, EJE #700
 ATHG68085 HO GP38-2, EJE #701
 ATHG68086 HO GP38-2, EJE #702
 ATHG68087 HO GP38-2, EJE #704

Post-delivery "in-service" appearance with handrail verticals and step edges painted safety yellow.



With Sound

ATHG68184 HO GP38-2 w/DCC & Sound, EJE #700
 ATHG68185 HO GP38-2 w/DCC & Sound, EJE #701
 ATHG68186 HO GP38-2 w/DCC & Sound, EJE #702
 ATHG68187 HO GP38-2 w/DCC & Sound, EJE #704

EJE FEATURES:

- Phase Ib with narrow spaced radiator fans and chicken wire radiator grilles
- Standard range dynamic brake
- Xenon strobe, effect with DCC+Sound version
- Firecracker antennas
- "Mushroom" vent on cab roof
- Long hood mounted 3-chime air horn on bracket
- Underframe mounted bell
- Detailed 2600 gallon fuel tank with vertical sight glass
- Blomberg-B trucks with leaf springs and Hyatt bearings
- All-weather windows on both sides of cab

Illinois Terminal



Era: 1970s+

Without Sound

ATHG68088 HO GP38-2, IT #2001
 ATHG68089 HO GP38-2, IT #2002
 ATHG68090 HO GP38-2, IT #2003
 ATHG68091 HO GP38-2, IT #2004

With Sound

ATHG68188 HO GP38-2 w/DCC & Sound, IT #2001
 ATHG68189 HO GP38-2 w/DCC & Sound, IT #2002
 ATHG68190 HO GP38-2 w/DCC & Sound, IT #2003
 ATHG68191 HO GP38-2 w/DCC & Sound, IT #2004

IT FEATURES:

- Phase II with narrow spaced radiator fans and corrugated radiator grilles
- Non-dynamic brake hatch with angled PAF box
- Early flush exhaust
- 88" nose with ratchet brake
- Large EMD style snowplow (small snowplow included in box; allows modelers to replicate earlier configuration)
- Leslie S-3L-R air horn
- Long hood mounted bell
- Detailed 2600 gallon fuel tank with vertical sight glass
- Blomberg-M trucks with rubber springs and Hyatt bearings
- "Breakaway-type handrail stanchions front and rear"

w/o Sound \$199.98_{SRP} With **Tsunami²** Sound \$289.98_{SRP}

These items are subject to Horizon's MAP policy



Visit Your Local Retailer | Visit www.athearn.com | Call 1.800.338.4639



HO GP38-2 Diesel Locomotive

Announced 5.31.19
Orders Due: 6.28.19

ETA: May 2020

Pittsburgh & Lake Erie



Era: 1980s+

Without Sound

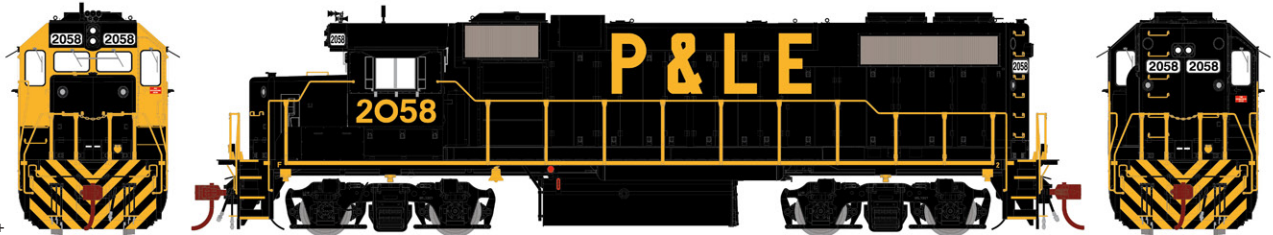
ATHG68092 HO GP38-2, P&LE #2057
ATHG68095 HO GP38-2, P&LE #2060

With Sound

ATHG68192 HO GP38-2 w/DCC & Sound, P&LE #2057
ATHG68195 HO GP38-2 w/DCC & Sound, P&LE #2060

P&LE FEATURES:

- Ex-Rock Island phase II with narrow spaced radiator fans and corrugated radiator grilles
- Non-dynamic brake hatch
- Early flush exhaust
- 81" nose with ratchet brake
- 5 chime horn
- Early ECAFB



Era: 1980s+

Without Sound

ATHG68093 HO GP38-2, P&LE #2058
ATHG68094 HO GP38-2, P&LE #2059

With Sound

ATHG68193 HO GP38-2 w/DCC & Sound, P&LE #2058
ATHG68194 HO GP38-2 w/DCC & Sound, P&LE #2059

P&LE FEATURES (continued):

- Underframe mounted bell
- Detailed 2600 gallon fuel tank with vertical sight glass
- Blomberg-B trucks with leaf springs and Hyatt bearings
- Salem air filter with piping
- Extra jacking pads next to front and rear pilot step wells
- Firecracker antenna

Conrail



Era: Late 1970s+

Without Sound


ATHG68096	HO GP38-2, CR #8055	
ATHG68097	HO GP38-2, CR #8098	#8098:
ATHG68098	HO GP38-2, CR #8146	• Small EMD plow on front
ATHG68099	HO GP38-2, CR White Sill #8045	and smaller Conrail logo
ATHG68744	HO GP38-2, CR White Sill #8088	

With Sound

ATHG68196 HO GP38-2 w/DCC & Sound, CR #8055
ATHG68197 HO GP38-2 w/DCC & Sound, CR #8098
ATHG68198 HO GP38-2 w/DCC & Sound, CR #8146
ATHG68199 HO GP38-2 w/DCC & Sound, CR White Sill #8045
ATHG68844 HO GP38-2 w/DCC & Sound, CR White Sill #8088

CR FEATURES:

- Phase Ib with narrow spaced radiator fans and hicken wire radiator grilles
- Standard range dynamic brake
- New 81" nose with conductor side grab and ratchet brake
- Small "weed cutter" style snowplow front and rear
- Leslie S-3L-R air horn
- Underframe mounted bell
- Detailed 2600 gallon fuel tank with vertical sight glass
- Blomberg-M trucks with rubber springs and Hyatt bearings



Era: Late 1980s+

w/o Sound \$199.98_{SRP} With **Tsunami²** Sound \$289.98_{SRP}
These items are subject to Horizon's MAP policy



Visit Your Local Retailer | Visit www.athearn.com | Call 1.800.338.4639



HO GP38-2 Diesel Locomotive Conrail (continued)

Announced 5.31.19
Orders Due: 6.28.19

ETA: May 2020



Era: Early 1990s+

Without Sound

ATHG68745 HO GP38-2, CR Quality #8077
ATHG68746 HO GP38-2, CR OLS #8090

With Sound

ATHG68845 HO GP38-2 w/DCC & Sound, CR Quality #8077
ATHG68846 HO GP38-2 w/DCC & Sound, CR OLS #8090

#8077, #8090:

- Standard EMD low snowplow front
- Small "weed cutter" style snowplow rear
- Illuminated pilot mounted ditch lights front and rear (Flash when horn is activated on DCC+Sound version; depending on direction of travel)



All Railroads

SOUND EQUIPPED MODELS ALSO FEATURE

- Onboard DCC decoder with SoundTraxx Tsunami2 sound
- Sound units operate in both DC and DCC
- Engine, horn, and bell sounds work in DC
- All functions NMRA compatible in DCC mode
- Precision slow speed control
- Program a multiple unit (MU) lashup with lead unit only horn, bell, and lights
- Many functions can be altered via Configuration Value (CV) changes
- CV chart included in the box

PROTOTYPE SPECIFIC INFORMATION

By the early 1970s, many first generation diesels were reaching the end of their service lives. The most common replacement locomotive became the GP38-2. EMD began production of the 16-cylinder, non-turbocharged, 2000 horsepower locomotive in 1972. Unlike the GP38's prime mover, which drove a generator to supply power to the traction motors, the GP38-2s prime mover drove an alternator which produced AC electrical current that was rectified to DC to power the four traction motors. Another major change for the GP38-2 was the introduction of the "Dash 2" modular electrical cabinet. For more than 40 years, the GP38-2 has worked main line freights, locals, switching jobs, yard service, helpers, snow fighting trains, and hump power. Many remain in service today.

LOCOMOTIVE FEATURES:

- Fully-assembled and ready-to-run
- DCC-ready features Quick Plug™ plug-and-play technology with 21-pin NEM connector
- Scaled from prototype resources including drawings, field measurements, photographs, and more
- Accurately-painted and -printed paint schemes
- Coupler cut levers
- MU hoses
- Trainline hose
- See through cab windows
- Full cab interior
- Walkway tread
- Fine-scale Celcon handrails for scale appearance
- Windshield wipers
- Lift rings
- Wire grab irons
- Detailed fuel tank with fuel fillers, fuel gauges, & breather pipes
- Sander lines
- McHenry scale knuckle couplers - Kadee compatible
- Genesis driveline with 5-pole skew wound motor, precision machined flywheels, and multi-link drivetrain
- All-wheel drive with precision gears for smooth & quiet operation
- All-wheel electrical pickup provides reliable current flow
- Wheels with RP25 contours operate on all popular brands of track
- LED Lighting for realistic appearance
- Heavy die-cast frame for greater traction and more pulling power
- Packaging securely holds for the model for safe storage



w/o Sound \$199.98_{SRP} With **Tsunami2** Sound \$289.98_{SRP}

These items are subject to Horizon's MAP policy
* Union Pacific Licensed Product



Visit Your Local Retailer | Visit www.athearn.com | Call 1.800.338.4639