

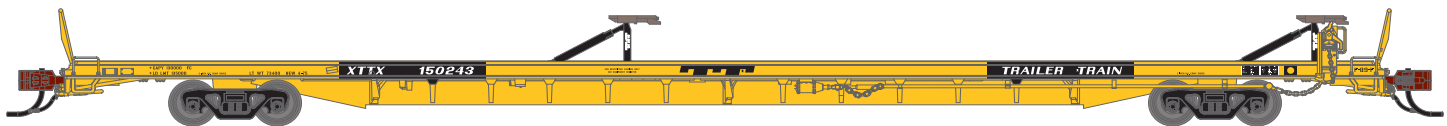
**Trailer Train**



- |           |                      |
|-----------|----------------------|
| ATHG-2261 | XTTX 'Brown' #153141 |
| ATHG-2262 | XTTX 'Brown' #153149 |
| ATHG-2263 | XTTX 'Brown' #153156 |
| ATHG-2264 | XTTX 'Brown' #153162 |

Era: 1965+


**Trailer Train**



- |           |                       |
|-----------|-----------------------|
| ATHG-2265 | XTTX 'Yellow' #150243 |
| ATHG-2266 | XTTX 'Yellow' #150245 |
| ATHG-2267 | XTTX 'Yellow' #150249 |
| ATHG-2268 | XTTX 'Yellow' #150252 |

Era: 1982+

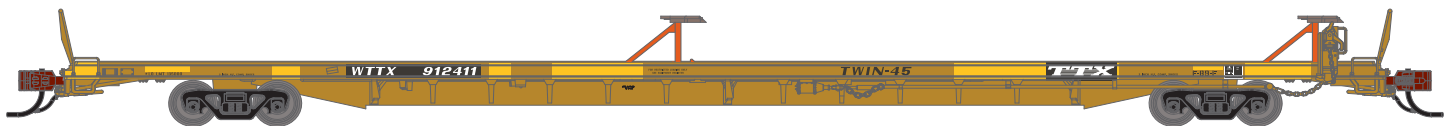
**Santa Fe**



- |           |              |
|-----------|--------------|
| ATHG-2269 | ATSF #292107 |
| ATHG-2270 | ATSF #292114 |
| ATHG-2271 | ATSF #292120 |
| ATHG-2272 | ATSF #292138 |

Era: 1982+

**Trailer Train**



- |           |                        |
|-----------|------------------------|
| ATHG-2273 | WTTX 'Twin 45' #912411 |
| ATHG-2274 | WTTX 'Twin 45' #912414 |
| ATHG-2275 | WTTX 'Twin 45' #914054 |
| ATHG-2276 | WTTX 'Twin 45' #930102 |

Era: 1991+

**\$43.99 INDIVIDUAL**

\*Items listed are subject to cancellation if pre-order minimum production quantities are not met.

These items are subject to Horizon's MAP policy

**Orders Due: 01.24.25**

ETA: AUGUST 2026



-  **VISIT** Your Local Retailer
-  **CLICK** Athearn.com
-  **CALL** 1.800.338.4639

### PROTOTYPE HISTORY:

Introduced in the early 1960s, the Trailer Train (now TTX Company) F89-F flatcar has been a mainstay of contemporary railroading. A product of Bethlehem Steel Company's (BSC) Johnstown, PA plant, over 9,000 of these (89' 8" over the strikers) cars were built throughout the 1960s. Visually distinctive from other long flatcars of their era thanks to their "C" channel side sills, these versatile cars were adapted for many types of service and loadings over the years, ranging from Trailer-On-Flatcar (TOFC), to autoracks, to structural steel loading. While the majority went to Trailer Train, many were built for various railroads, typically for autorack service. Many were "de-racked" in later years, being reassigned and equipped for other service - TOFC, vehicle loading, pipe service, etc.

It wasn't unusual for these cars to see several different loading configurations throughout their careers, in order to meet the changing needs of shippers. In service with Trailer Train, the three or four-letter reporting marks indicated the cars' intended service and corresponding equipment. For example, an "XTTX" car was equipped with four collapsible hitches, capable of carrying various combinations of 28', 40', or 45' trailers. A car in the "RTTX" configuration featured a pair of fixed hitches at the ends, and a retractable hitch amidships, allowing it to carry a pair of long (up to 45') trailers back-to-back, or three 28' "pup" trailers.

This Athearn model was designed from the start to incorporate as many prototype details and variations as possible, based upon field measurements and builder diagrams, in order to appeal to modelers of multiple eras. Many new hitches, body variants, and other separate details were created, allowing us to accurately offer these cars in their different configurations over the years, from four-hitch "XTTX" cars, to the distinctive drawbar-connected "TTEX" Triple-57 "Long Runner" bulge-deck conversions introduced in 1987. And you can rest assured of its smooth performance, thanks to a heavy die-cast frame for reliable tracking.

Operationally, these cars are appropriate for any layout set from the 1960s to the present day. In TOFC service, F89-Fs could be found mixed into manifest trains, or as part of dedicated TOFC trains. It also wasn't uncommon to find them mixed into stack trains, alongside such cars as Gunderson Maxi-Is or Maxi-IIIs.

### F89-F 89'8" TOFC Flat MODEL FEATURES:

- Die-cast body
- Raised and lowered hitches included
- Detailed deck
- Separately applied wire grab irons and ladders
- Machined metal wheels
- Wheels with RP25 contours operate on Code 55 to 80
- Minimum radius: 9-3/4" — Recommended radius: 12"+
- XTTX version: cars have 4 hitches to handle different trailer lengths. Extra raised and collapsed hitches included to model any configuration.
- Weighted for trouble-free operation
- Use for dedicated intermodal trains or mixed freight
- Decorated models fully-assembled and ready to run out of the box
- Separately applied brake ratchet
- Body-mounted McHenry operating scale knuckle couplers

## \$43.99 INDIVIDUAL




<sup>†</sup>Items listed are subject to cancellation if pre-order minimum production quantities are not met.

These items are subject to Horizon's MAP policy

Orders Due: 01.24.25

ETA: AUGUST 2026



 **VISIT** Your Local Retailer  
 **CLICK** Athearn.com  
 **CALL** 1.800.338.4639