

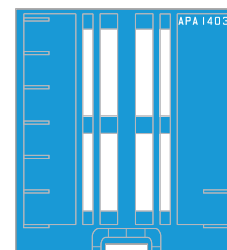
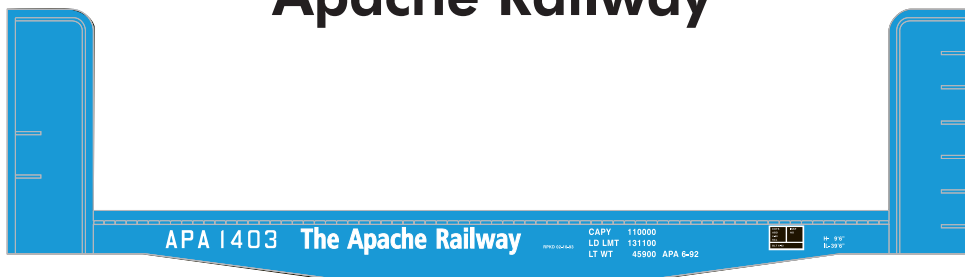
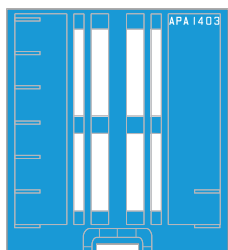


HO 40' Pulpwood Flat Car

Announced: 02.27.15
Orders Due: 03.27.15

ETA: December 2015

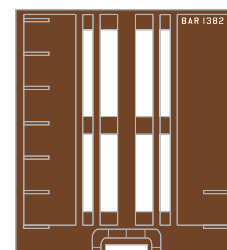
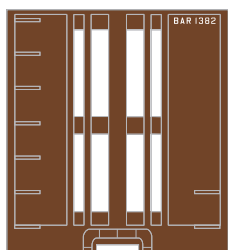
Apache Railway



Era: 1992+

ATH81488	#1403
ATH81489	#1428
ATH81490	#1451

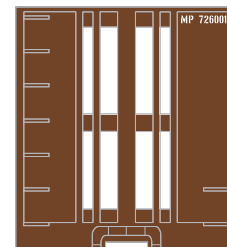
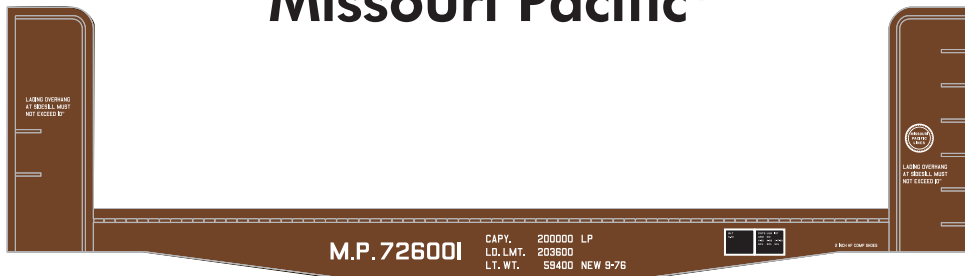
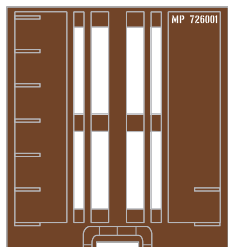
Bangor & Aroostook



Era: 1960+

ATH81491	#1382
ATH81492	#1428
ATH81493	#1573

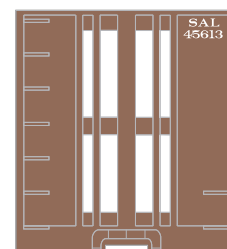
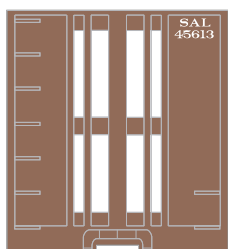
Missouri Pacific*



Era: 1976 +

ATH81494	#726001
ATH81495	#726328
ATH81496	#726413

Seaboard Air Line



Era: 1963+

ATH81497	#45613
ATH81498	#45619
ATH81499	#45641

* Union Pacific Licensed Product

\$19.98



Visit Your Local Retailer | Visit www.athearn.com | Call 1.800.338.4639


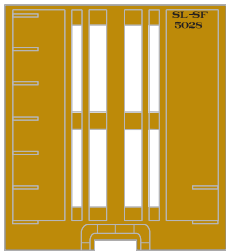


HO 40' Pulpwood Flat Car

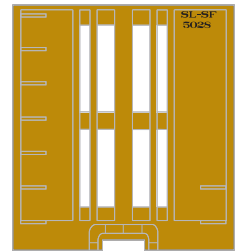
Announced: 02.27.15
Orders Due: 03.27.15

ETA: December 2015

St. Louis - San Francisco



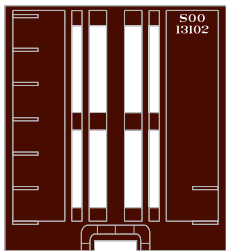
CAPY 110000 LD LMT 130600 LT WT 44400
SL-SF 5028
SPL. ELECTRIC
CUSHION
E. 200
DPT 100
R10-40



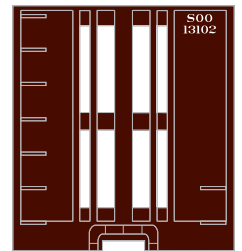
Era: 1965+

ATH81512 #5028
ATH81513 #5098
ATH81514 #5122

Soo Line



SOO LINE 13102
CAPY 200000 LP
LD LMT 208500
LT WT 59400 NEW 9-76



Era: 1976+

ATH81515 #13102
ATH81516 #13127
ATH81517 #13197

Pulpwood Load - \$11.98



ATH90434

MODEL FEATURES

- Fully assembled and ready for your layout
- Accurately painted and printed
- Weighted for optimum performance
- Wheels with RP25 contours operate on Code 55, 70, 75, 80, 83 and 100 rail
- McHenry scale knuckle spring couplers installed

* Union Pacific Licensed Product

\$19.98



Visit Your Local Retailer | Visit www.athearn.com | Call 1.800.338.4639