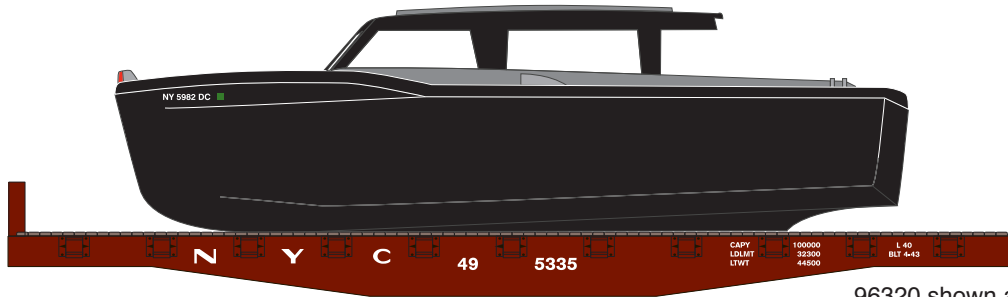




Announced: 6-23-09
Orders Due: 7-27-09
 ETA: October 2009

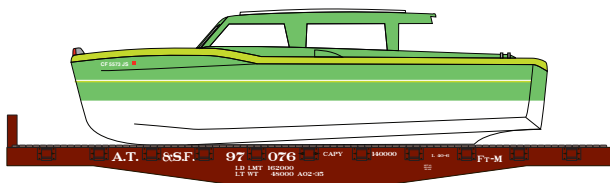
40' Flat with Boat



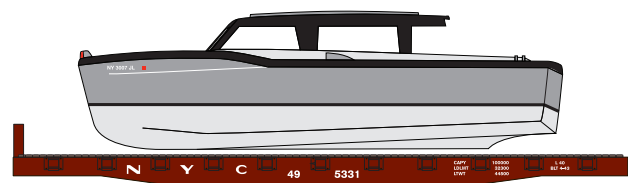
96320 shown above

Era: 1940s - 1960s


- Fully assembled
- Razor-sharp printing and painting
- McHenry® scale knuckle couplers
- Perfect for small home layouts
- RP25 profile machined 33" metal wheel sets
- Weighted for optimum performance




- ___ 96313 ATSF #1 \$17.98
- ___ 96314 ATSF #2 \$17.98



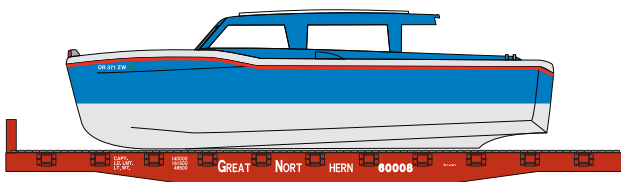
- ___ 96319 New York Central #1 \$17.98
- ___ 96320 New York Central #2 \$17.98



- ___ 96315 Canadian National #1 \$17.98
- ___ 96316 Canadian National #2 \$17.98



- ___ 96321 SP/T&NO #1 \$17.98*
- ___ 96322 SP/T&NO #2 \$17.98*



- ___ 96317 Great Northern #1 \$17.98
- ___ 96318 Great Northern #2 \$17.98



- ___ 96323 Western Pacific #1 \$17.98*
- ___ 96324 Western Pacific #2 \$17.98*

Athearn Trains • 1550 Glenn Curtiss Street • Carson, CA • 90746
 310-763-7140 • fax 310-763-7449 • www.athearn.com