

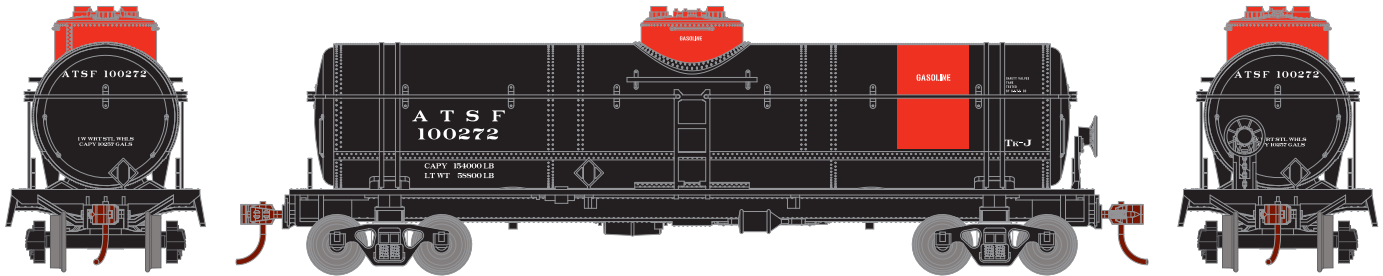


HO Single Dome Tank Car

Announced: 8.29.13
Orders Due: 9.20.13

ETA: April 2014

Santa Fe/Gasoline

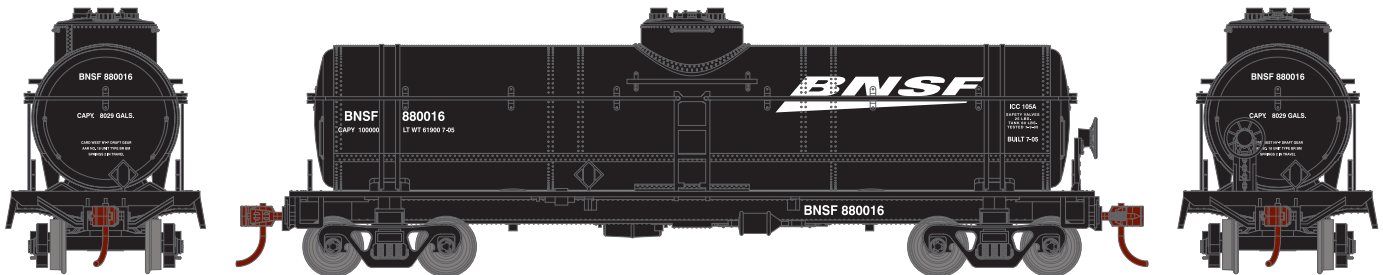


Previous Run:
April 2004
Era: 1950s
through 1970s

ATH29244

#100272

BNSF/Wedge

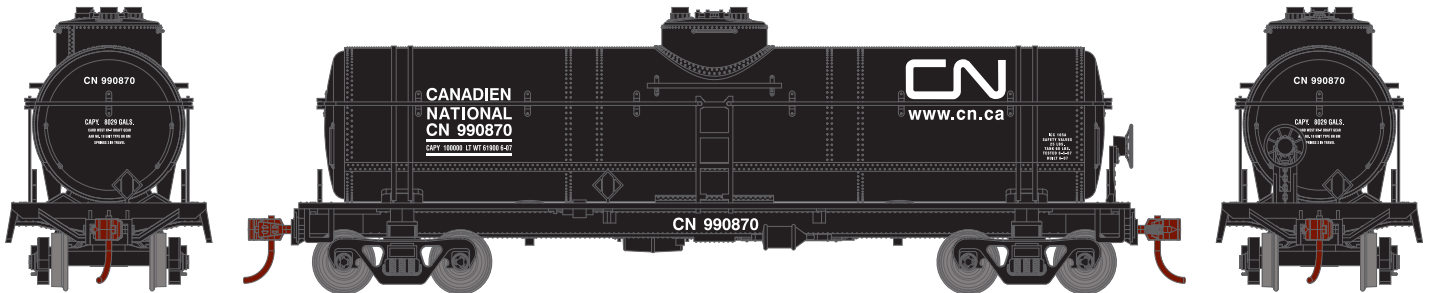


New Paint Scheme

ATH29288

#880016

Canadian National/www.cn.ca

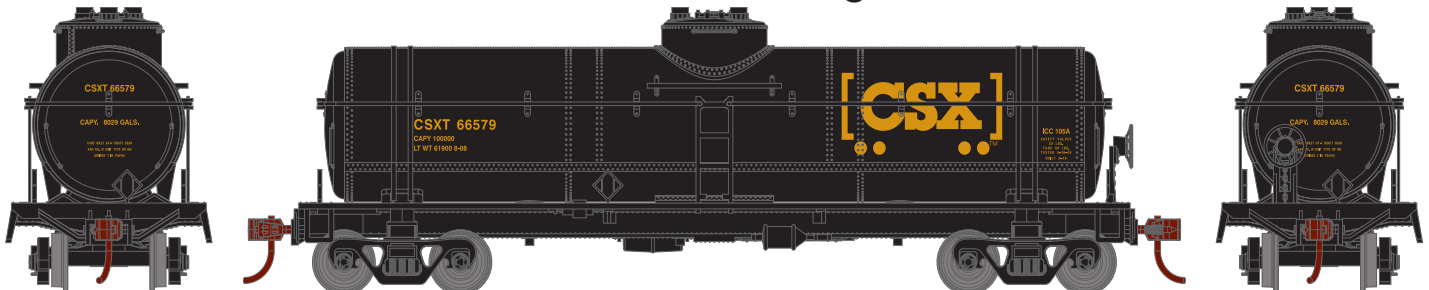


New Paint Scheme

ATH29289

#990870

CSX/Boxcar Logo



New Paint Scheme

ATH29290

#66579



HO Single Dome Tank Car

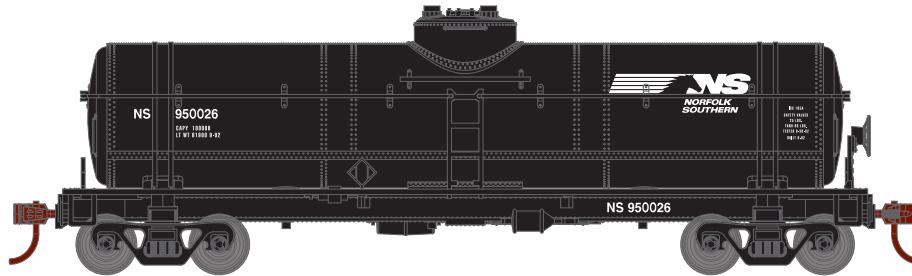
Announced: 8.29.13
Orders Due: 9.20.13

ETA: April 2014

Norfolk Southern/Horsehead

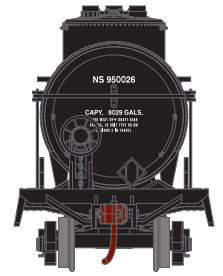


New Paint Scheme



ATH29291


#950026



Union Pacific*/Building America



New Paint Scheme



ATH29292

#69684



\$26.98

MODEL FEATURES

- Paint schemes are representative of current logos except Santa Fe
- 70-ton Roller Bearing trucks with 33" wheels except Santa Fe
- Santa Fe: Bettendorf trucks
- Fully-assembled and ready to run out of the box
- Highly-detailed, injection-molded body
- Separately applied brake wheel
- Painted and printed for realistic decoration
- Machined metal wheels
- Weighted for trouble free operation
- Wheels with RP25 contours operate on Code 70, 75, 83, 100 rail
- Body mounted McHenry operating scale knuckle couplers
- Window packaging for easy viewing plus interior plastic blister safely holds the model for convenient storage
- Replacement parts available
- Minimum radius: 18"

* Union Pacific Licensed Product

