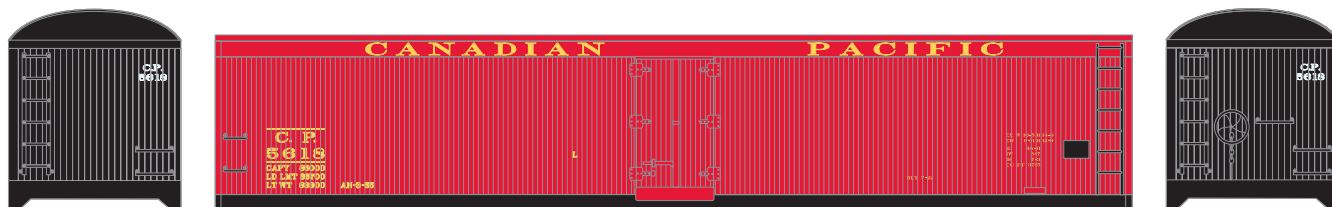




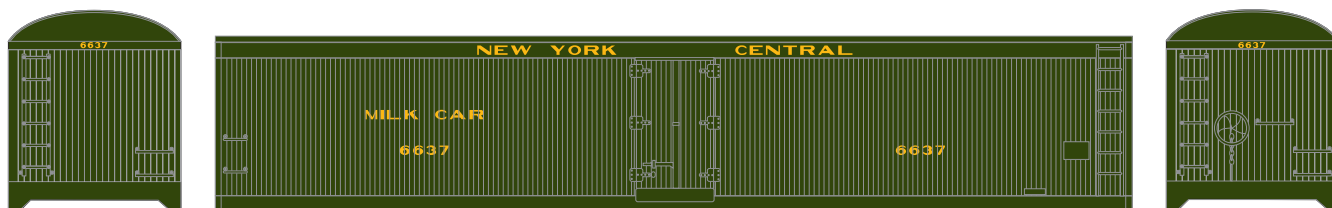
ANNOUNCED: 8-23-11
 ORDERS DUE: 9-16-11
 ETA: FEBRUARY 2012

HO SCALE

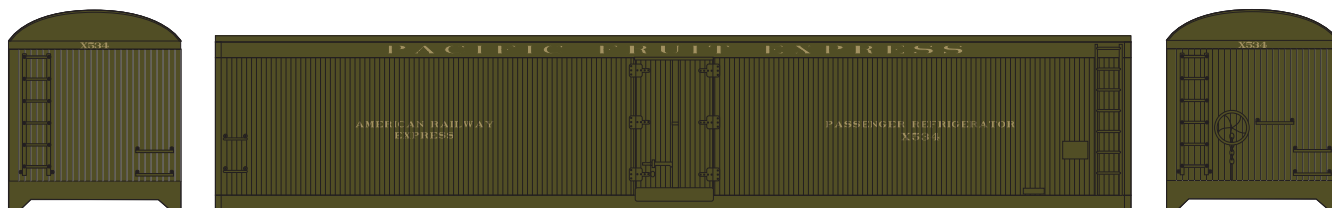
50' EXPRESS REEFER



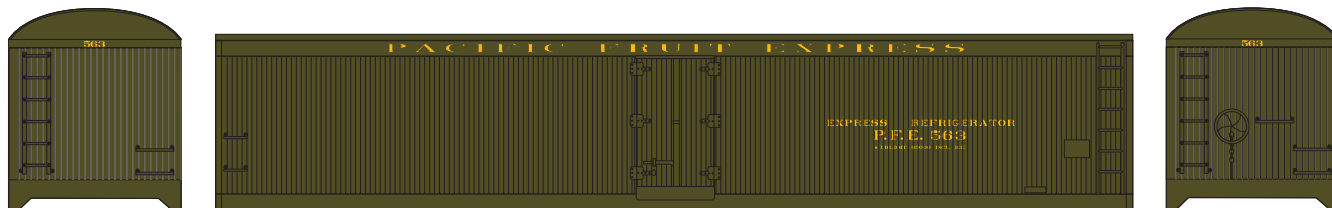
- ___ 86651 CANADIAN PACIFIC #5618 \$24.98
- ___ 86652 CANADIAN PACIFIC #5634 \$24.98
- ___ 86653 CANADIAN PACIFIC #5675 \$24.98



- ___ 86654 NEW YORK CENTRAL #6637 \$24.98
- ___ 86655 NEW YORK CENTRAL #6641 \$24.98
- ___ 86656 NEW YORK CENTRAL #6658 \$24.98



- ___ 86657 PACIFIC FRUIT EXPRESS #X534 \$24.98*
 - ___ 86658 PACIFIC FRUIT EXPRESS #X656 \$24.98*
 - ___ 86659 PACIFIC FRUIT EXPRESS #X739 \$24.98*
- THESE THREE CARS HAVE GOLD LETTERING.



- ___ 86660 PACIFIC FRUIT EXPRESS #563 \$24.98*
 - ___ 86661 PACIFIC FRUIT EXPRESS #647 \$24.98*
 - ___ 86662 PACIFIC FRUIT EXPRESS #771 \$24.98*
- THESE THREE CARS HAVE DULUX GOLD LETTERING.

ERA: 1930S TO 1950S

- MCHENRY® KNUCKLE SPRING COUPLERS
- RAZOR SHARP PAINTING AND PRINTING
- MACHINED 33" METAL RP25 PROFILE WHEELS
- FULLY ASSEMBLED
- WEIGHTED FOR OPTIMUM PERFORMANCE

ATHEARN TRAINS • 1600 FORBES WAY • SUITE 120 • LONG BEACH, CA • 90810
 310-763-7140 • FAX 562-427-0536 • WWW.ATHEARN.COM