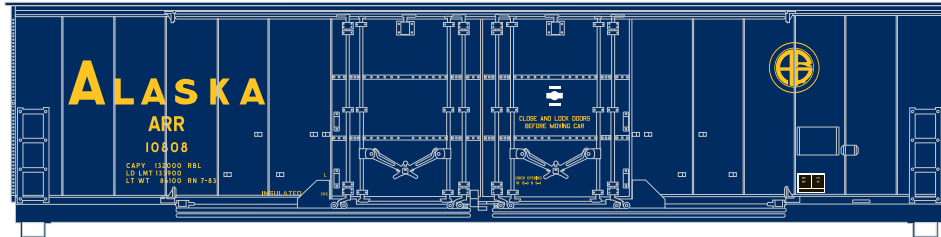


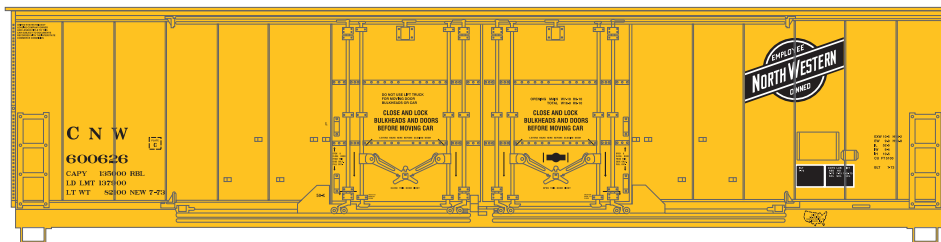


Announced: 9-22-09
Orders Due: 10-16-09
 ETA: January 2010

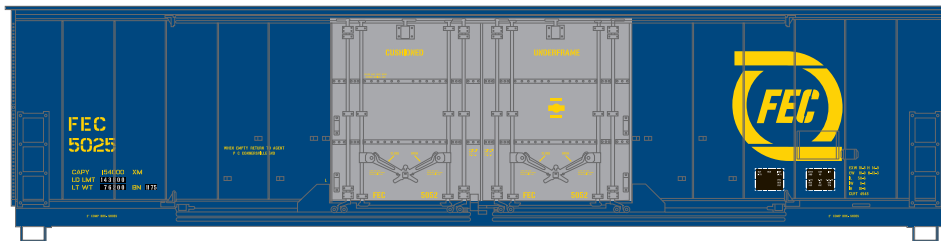
50' Evans Double Plug Door Box Car



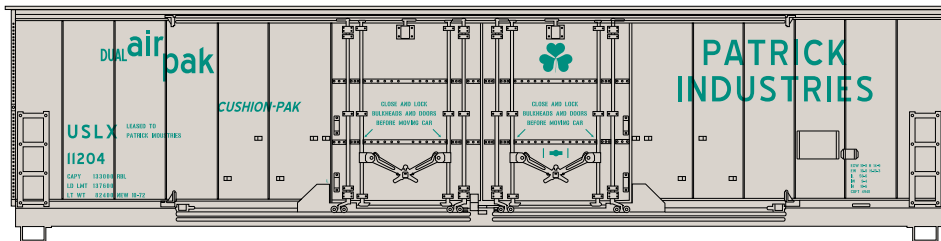
___ 96901 Alaska RR #1 \$18.98
 ___ 96902 Alaska RR #2 \$18.98



___ 96903 C&NW #1 \$18.98*
 ___ 96904 C&NW #2 \$18.98*



___ 96905 Florida East Coast #1 \$18.98
 ___ 96906 Florida East Coast #2 \$18.98



___ 96907 Patrick Industries #1 \$18.98
 ___ 96908 Patrick Industries #2 \$18.98

Era: Mid 1970s - Present

- Fully assembled
- Razor-sharp printing and painting
- McHenry® scale knuckle spring couplers
- Separately applied grab irons, ladders, stirrup steps, brake wheel, brake stand and underbody details
- Perfect for small home layouts
- RP25 profile machined 33" metal wheel sets
- Weighted for optimum performance

Athearn Trains • 2883 East Spring Street • Suite 100 • Long Beach, CA • 90806
 310-763-7140 • fax 562-427-0536 • www.athearn.com