



N 50' FMC Superior Plug Box

Announced 10.25.19
Orders Due: 11.22.19

ETA: October 2020

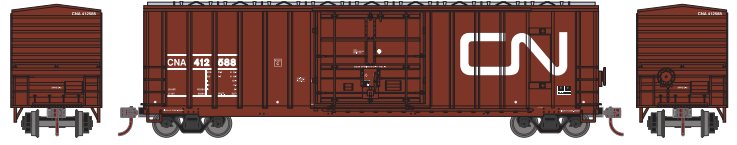
Atlantic & Western



Primed for Grime

ATH2100 N 50' FMC Superior Plug Door Box, ATW #402520
ATH2101 N 50' FMC Superior Plug Door Box, ATW #402548
ATH2102 N 50' FMC Superior Plug Door Box, ATW #402552

Canadian National



ATH2103 N 50' FMC Superior Plug Door Box, CNA #412588
ATH2104 N 50' FMC Superior Plug Door Box, CNA #412633
ATH2105 N 50' FMC Superior Plug Door Box, CNA #412647

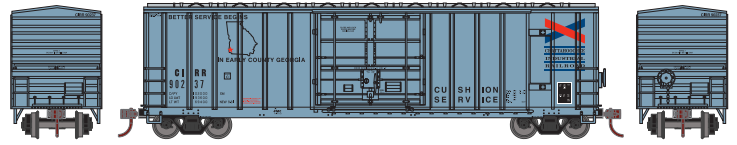
Laurinburg & Southern Railroad



Primed for Grime

ATH2106 N 50' FMC Superior Plug Door Box, LRS #902018
ATH2107 N 50' FMC Superior Plug Door Box, LRS #902026
ATH2108 N 50' FMC Superior Plug Door Box, LRS #902029

Chattahoochee Industrial Railroad



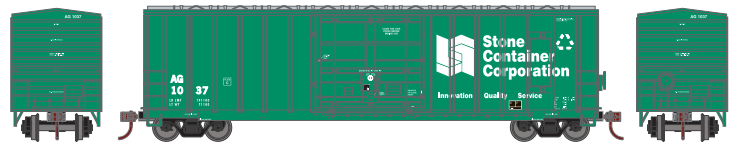
ATH2109 N 50' FMC Superior Plug Door Box, CIRR #90237
ATH2113 N 50' FMC Superior Plug Door Box, CIRR #90254
ATH2114 N 50' FMC Superior Plug Door Box, CIRR #90268

Santa Fe



ATH2115 N 50' FMC Superior Plug Door Box, ATSF Quality #152007
ATH2116 N 50' FMC Superior Plug Door Box, ATSF Quality #152013
ATH2117 N 50' FMC Superior Plug Door Box, ATSF Quality #152044

Stone Container Corp



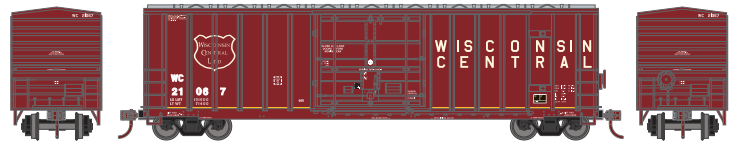
ATH2118 N 50' FMC Superior Plug Door Box, AG #1037
ATH2119 N 50' FMC Superior Plug Door Box, AG #2000
ATH2123 N 50' FMC Superior Plug Door Box, AG #2031

Kansas City Southern



ATH2124 N 50' FMC Superior Plug Door Box, KCS #172042
ATH2125 N 50' FMC Superior Plug Door Box, KCS #172068
ATH2126 N 50' FMC Superior Plug Door Box, KCS #172093

Wisconsin Central



ATH2127 N 50' FMC Superior Plug Door Box, WC #21067
ATH2128 N 50' FMC Superior Plug Door Box, WC #21078
ATH2129 N 50' FMC Superior Plug Door Box, WC #21085

All Road Names

PRIMED FOR GRIME MODELS FEATURE:

- Duplicated look and feel of "In Service" equipment; "Tattered and Torn" just like the real thing
- Faded base colors matched to the prototype
- Patches applied and shaped per road number matching each corresponding side to the prototype
- Perfect starting point for adding grime and rust



#Ready2Rust

MODEL FEATURES:

- Scale profile brake wheel
- Newly-tooled roller bearing trucks
- Fully-assembled and ready-to-run out of the box
- Body-mounted McHenry knuckle couplers
- Weighted for trouble free operation
- Clear plastic jewel box for convenient storage
- Operates on Code 55 and 80 rail
- Minimum radius: 9 3/4"

\$25.98_{SRP}



Visit Your Local Retailer | Visit www.athearn.com | Call 1.800.338.4639

* Union Pacific Licensed Product