

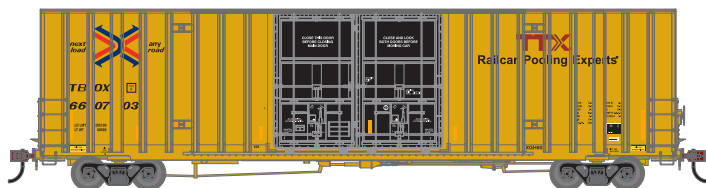


# 60ft Gunderson Double Door High-Cube Box Car

# HO

## TTX - Red Logo

## CSX

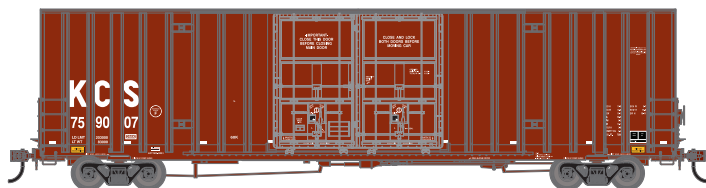


ATH-2271 TBOX #660703 Era: 2010+  
 ATH-2272 TBOX #660717  
 ATH-2273 TBOX #663644

ATH-2274 CSXT #173307 Era: 2003+  
 ATH-2275 CSXT #173405  
 ATH-2276 CSXT #173570

## Kansas City Southern

## Crab Orchard & Egyptian



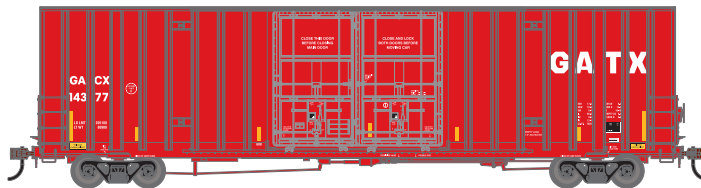
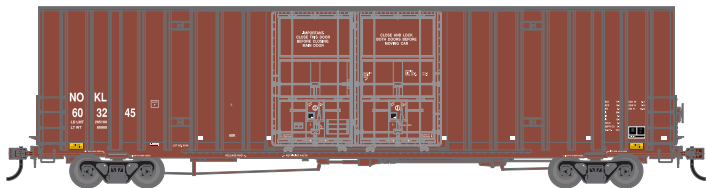
ATH-2277 KCS #759007 Era: 1995+  
 ATH-2278 KCS #759026  
 ATH-2279 KCS #759032



ATH-2280 COER #171136 Era: 2020+  
 ATH-2281 COER #171155  
 ATH-2282 COER #171157

## Northwestern Oklahoma

## General American



ATH-2283 NOKL #603245 Era: 2010+  
 ATH-2284 NOKL #603259  
 ATH-2285 NOKL #603277

ATH-2286 GACX #14377 Era: 2010s+  
 ATH-2287 GACX #14380  
 ATH-2288 GACX #14383

### MODEL FEATURES:

- Separately applied wire grab irons and etched end platforms
- Body-mounted McHenry® operating scale knuckle couplers
- Razor-sharp painting and printing
- Weighted for optimum performance
- 36" metal wheels with RP25 contours
- Minimum radius: 18" Recommended radius 22"

### PROTOTYPE AND BACKGROUND INFO:

The modern 100 ton, high-cube, 60' boxcar has become ubiquitous in the modern rail scene. These cars are designed to carry a myriad of loads, from auto parts to forest products. These boxcars are a fixture to any modern freight train.

This Athearn model depicts accurately a Gunderson built boxcar. Many paint schemes from the extremely similar Trenton/Greenbrier built cars are also offered as close "stand-in" type models.



### PRIMED FOR GRIME MODELS FEATURE

- Duplicated look and feel of "In Service" equipment
- Faded base colors matched to the prototype
- Perfect starting point for adding grime and rust

**PRIME FOR GRIME \$54.99 INDIVIDUAL**  
**\$49.99 INDIVIDUAL**

Orders Due: 09.27.24  
 ETA: JANUARY 2026



**VISIT** Your Local Retailer  
**CLICK** Athearn.com  
**CALL** 1.800.338.4639