

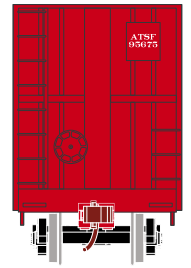

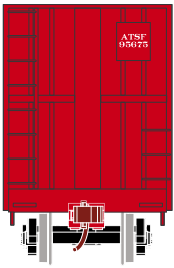


# HO 60' Bulkhead Flat

Announced 9.29.17  
**Orders Due: 10.27.17**

ETA: September 2018


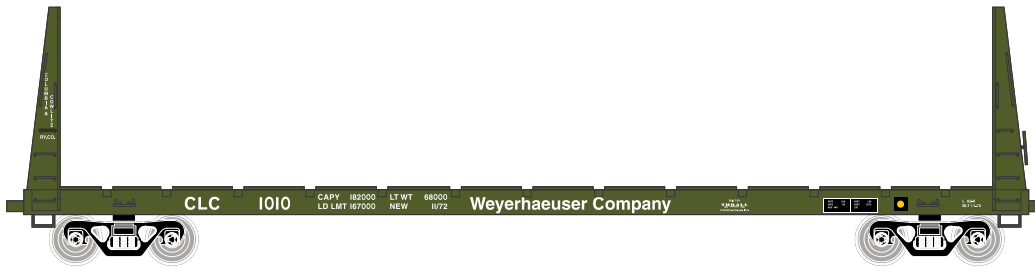
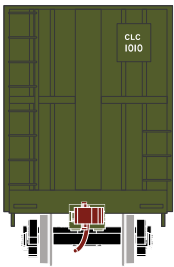
## Santa Fe



Era: 1971+

- ATH90214 HO RTR 60' Bulkhead Flat, SF #95675
- ATH90215 HO RTR 60' Bulkhead Flat, SF #95768
- ATH90216 HO RTR 60' Bulkhead Flat, SF #95781

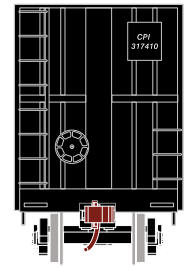
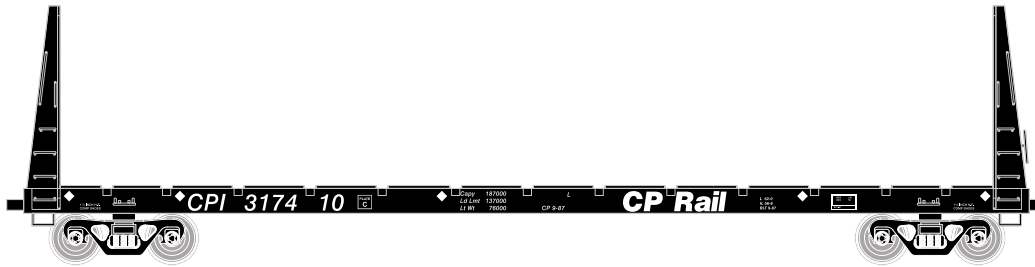
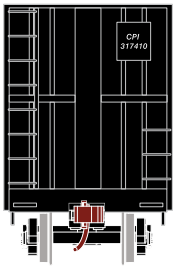
## Columbia & Cowlitz



Era: 1972+

- ATH90217 HO RTR 60' Bulkhead Flat, Columbia & Cowlitz #1010
- ATH90218 HO RTR 60' Bulkhead Flat, Columbia & Cowlitz #1017
- ATH90219 HO RTR 60' Bulkhead Flat, Columbia & Cowlitz #1019

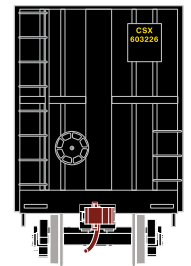
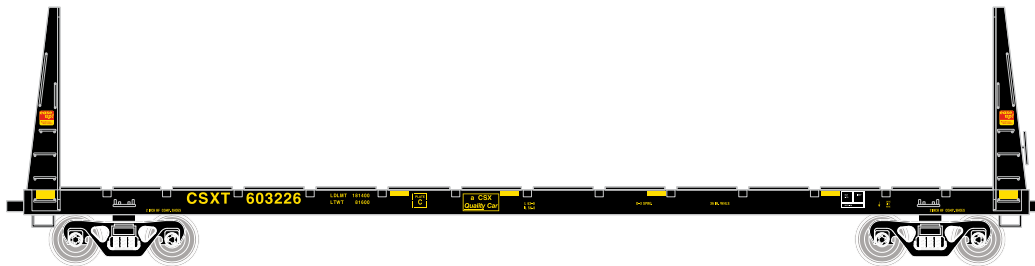
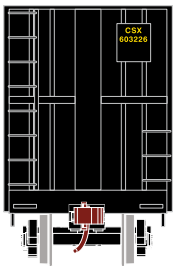
## Canadian Pacific



Era: 1987+

- ATH90220 HO RTR 60' Bulkhead Flat, CPR #317410
- ATH90221 HO RTR 60' Bulkhead Flat, CPR #317459
- ATH90222 HO RTR 60' Bulkhead Flat, CPR #317505

## CSX



Era: 2005+

- ATH90223 HO RTR 60' Bulkhead Flat, CSX #603226
- ATH90224 HO RTR 60' Bulkhead Flat, CSX #603247
- ATH90225 HO RTR 60' Bulkhead Flat, CSX #603264

**\$32.98** SRP



Visit Your Local Retailer | Visit [www.athernn.com](http://www.athernn.com) | Call 1.800.338.4639

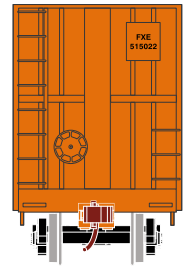

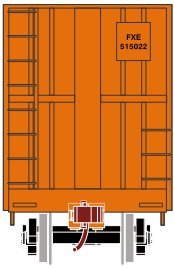


# HO 60' Bulkhead Flat

Announced 9.29.17  
**Orders Due: 10.27.17**

ETA: September 2018

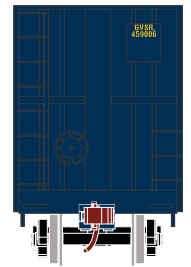
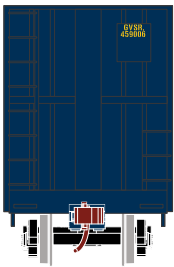
## Ferromex



Era: 2000+

- |          |  |
|----------|--|
| ATH90226 | HO RTR 60' Bulkhead Flat, Ferromex #515022 |
| ATH90227 | HO RTR 60' Bulkhead Flat, Ferromex #515036 |
| ATH90228 | HO RTR 60' Bulkhead Flat, Ferromex #515041 |


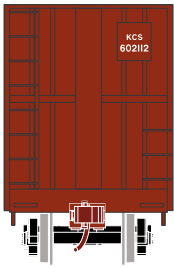
## Golden West Service



Era: 1990s+

- |          |                                       |
|----------|---------------------------------------|
| ATH90229 | HO RTR 60' Bulkhead Flat, GWS #459006 |
| ATH90230 | HO RTR 60' Bulkhead Flat, GWS #459018 |
| ATH90231 | HO RTR 60' Bulkhead Flat, GWS #459036 |


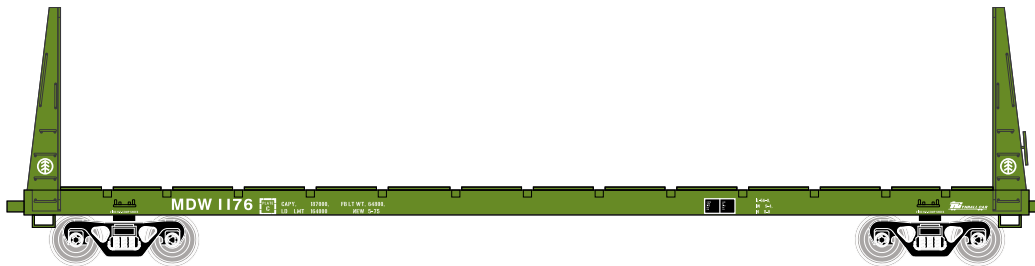
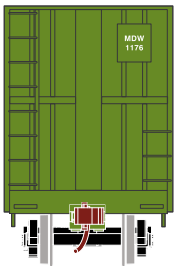
## Kansas City Southern



Era: 1972+

- |          |                                       |
|----------|---------------------------------------|
| ATH90232 | HO RTR 60' Bulkhead Flat, KCS #602112 |
| ATH90233 | HO RTR 60' Bulkhead Flat, KCS #602119 |
| ATH90234 | HO RTR 60' Bulkhead Flat, KCS #602122 |

## Minnesota, Dakota & Western



Era: 1975+

- |          |                                      |
|----------|--------------------------------------|
| ATH90235 | HO RTR 60' Bulkhead Flat, MD&W #1176 |
| ATH90236 | HO RTR 60' Bulkhead Flat, MD&W #1180 |
| ATH90237 | HO RTR 60' Bulkhead Flat, MD&W #1187 |

**\$32.98** SRP



Visit Your Local Retailer | Visit [www.athearn.com](http://www.athearn.com) | Call 1.800.338.4639


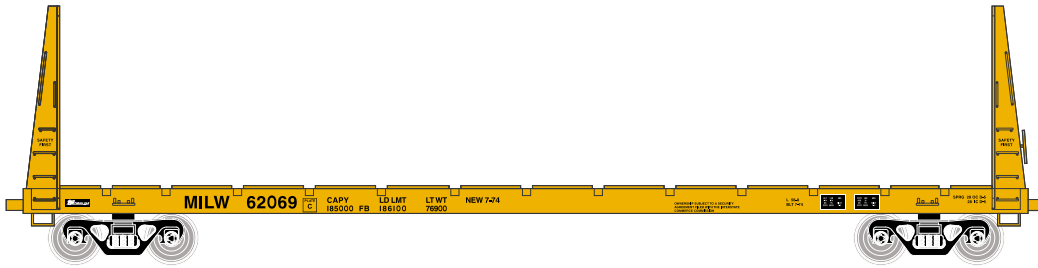
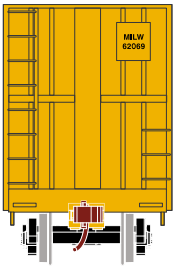


# HO 60' Bulkhead Flat

Announced 9.29.17  
Orders Due: 10.27.17

ETA: September 2018

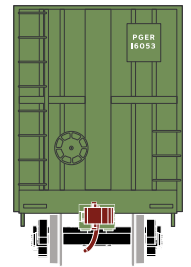

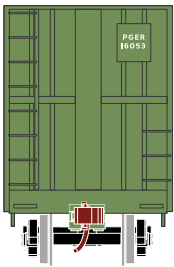
## Milwaukee Road



Era: 1974+

ATH90238	HO RTR 60' Bulkhead Flat, MILW #62069
ATH90239	HO RTR 60' Bulkhead Flat, MILW #65087
ATH90240	HO RTR 60' Bulkhead Flat, MILW #65136


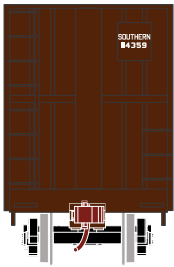
## Pacific Great Eastern



Era: 1971+

ATH90241	HO RTR 60' Bulkhead Flat, PGE #16053
ATH90242	HO RTR 60' Bulkhead Flat, PGE #16082
ATH90243	HO RTR 60' Bulkhead Flat, PGE #16135

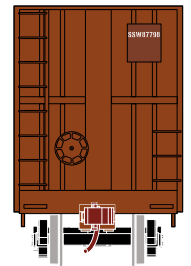
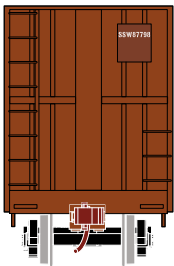
## Southern Railway



Era: 1973+

ATH90244	HO RTR 60' Bulkhead Flat, SOU #114359
ATH90245	HO RTR 60' Bulkhead Flat, SOU #114392
ATH90246	HO RTR 60' Bulkhead Flat, SOU #114434

## Cotton Belt\*



Era: 1986+

ATH90247	HO RTR 60' Bulkhead Flat, SSW #87798
ATH90248	HO RTR 60' Bulkhead Flat, SSW #87858
ATH90249	HO RTR 60' Bulkhead Flat, SSW #88073

*Primed for Grime*

**\$32.99** SRP

\* Union Pacific Licensed Product



Visit Your Local Retailer | Visit [www.athernn.com](http://www.athernn.com) | Call 1.800.338.4639



# HO 60' Bulkhead Flat

Announced 9.29.17  
**Orders Due: 10.27.17**

ETA: September 2018

## All Road Names

### PRIMED FOR GRIME MODELS FEATURE:

- Duplicated look and feel of "In Service" equipment; "Tattered and Torn" just like the real thing
- Faded base colors matched to the prototype
- Patches applied and shaped per road number matching each corresponding side to the prototype
- Perfect starting point for adding grime and rust



#Ready2Rust

### MODEL FEATURES:

- Fully assembled and ready for your layout
- Separately applied end details and brake wheel
- Weighted for optimum performance
- Razor sharp painting and printing
- 33" solid nickel silver wheels with RP25 contours operate on all popular brands of track
- Body mounted McHenry operating scale knuckle couplers
- Window packaging for easy viewing plus interior plastic blister safely holds the model for convenient storage
- Replacement parts available
- Minimum radius: 18"

**\$32.98** SRP



Visit Your Local Retailer | Visit [www.athearn.com](http://www.athearn.com) | Call 1.800.338.4639