
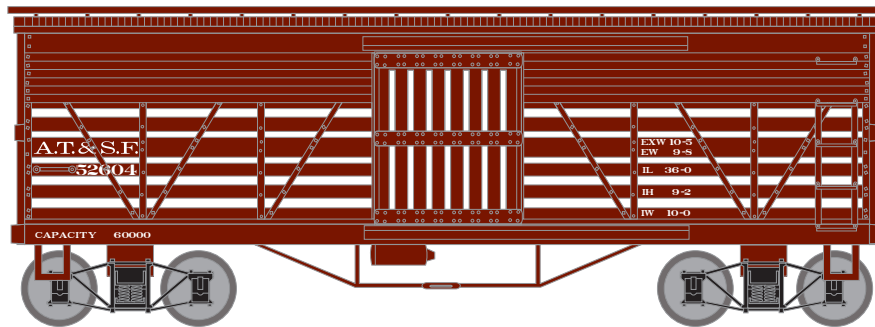





# HO 36' Stock Car Santa Fe

Announced: 09.26.14  
Orders Due: 10.24.14

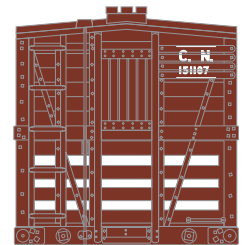
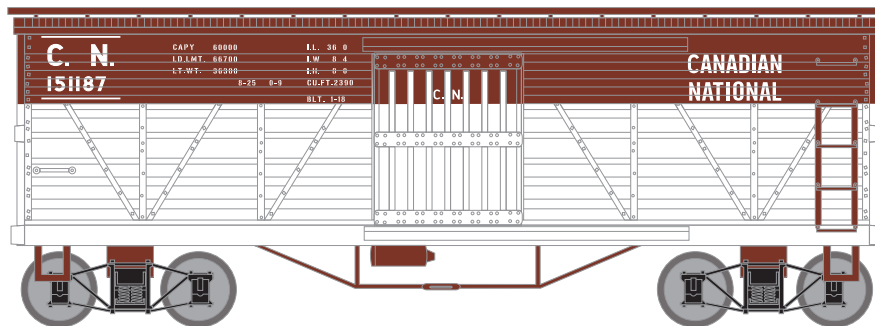

ETA: June 2015



Era: Mid 1950s+

RND84201 #52604  
RND84202 #52637


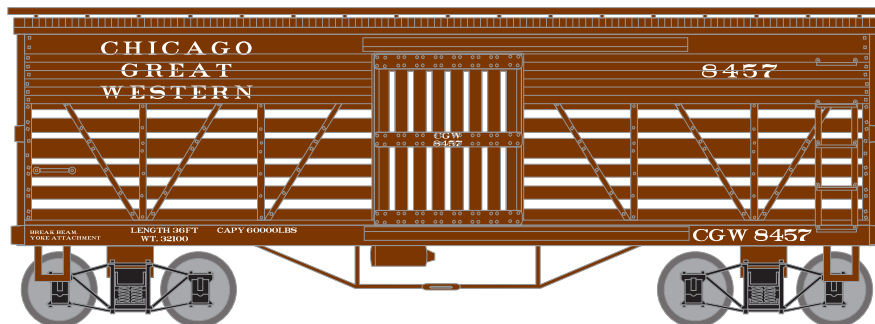
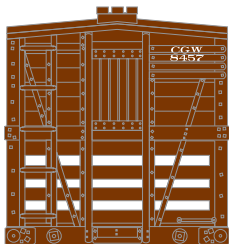
# Canadian National



Era: Early 1960s+

RND84203 #151187  
RND84204 #151176

# Chicago Great Western\*



Era: Late 1950s+

ATH84205 #8457  
ATH84206 #8463

\* Union Pacific Licensed Product

\$19.98

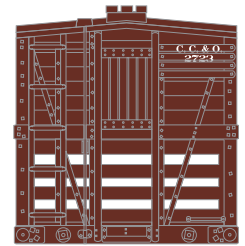
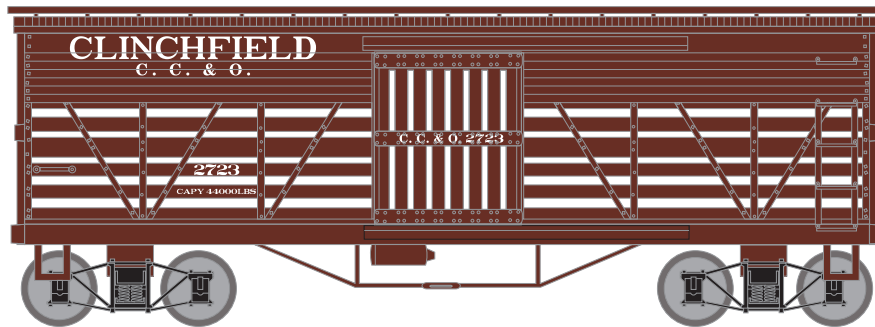





# HO 36' Stock Car Clinchfield

Announced: 09.26.14  
Orders Due: 10.24.14


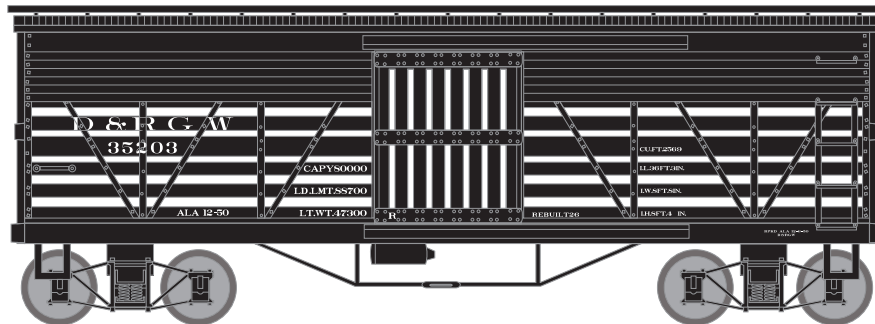

ETA: June 2015



Era: Early 1960s+

ATH84207 #2723  
ATH84208 #2748


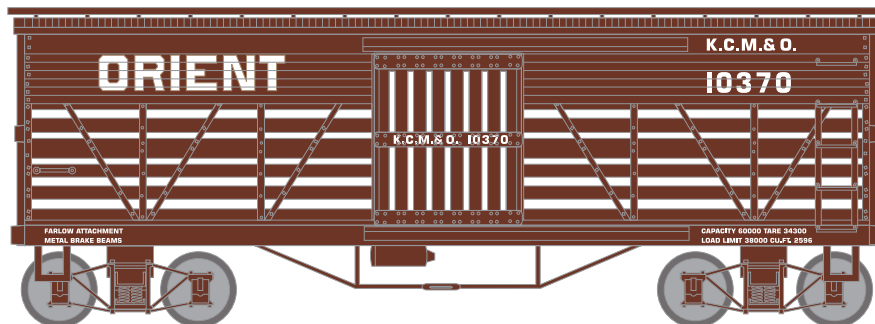

# Denver & Rio Grande Western\*



Era: Mid 1950s+

RND84209 #35203  
RND84210 #35222

# Kansas City, Mexico & Orient Railway



Era: Late 1940s+

RND84211 #10370  
RND84212 #10353

## MODEL FEATURES

- Fully-assembled and ready to run out of the box
- Separately applied roof walk
- Wire truss rods
- Molded plastic underframe with separately applied brake cylinder
- Precision machined metal wheels
- Body mounted McHenry scale knuckle spring couplers
- Minimum radius: 15"

\* Union Pacific Licensed Product

## \$19.98

