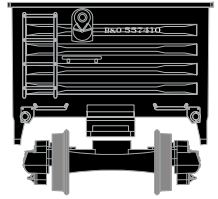

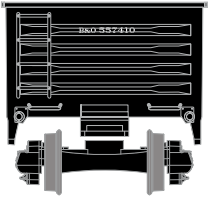




# HO 40' Gondola Baltimore & Ohio

Announced 9.29.17  
Available for Backorder

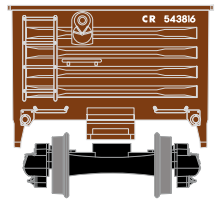
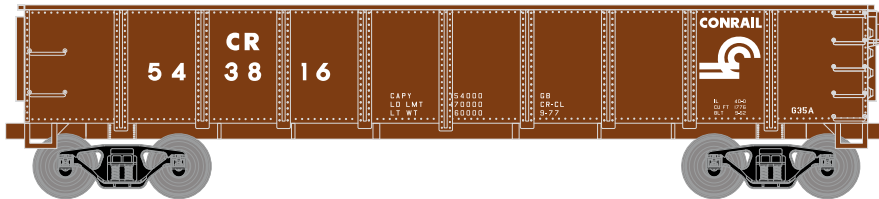
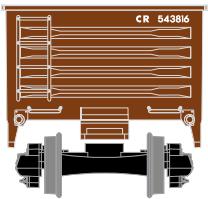
ETA: September 2018



Era: 1941+

RND87872	HO 40' Gondola, B&O #557410
RND87873	HO 40' Gondola, B&O #557459
RND87874	HO 40' Gondola, B&O #557497

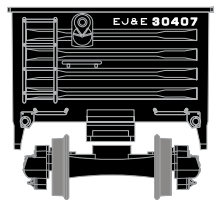
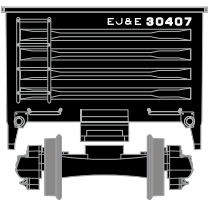
## Conrail



Era: 1976+

RND87875	HO 40' Gondola, CR #543816
RND87876	HO 40' Gondola, CR #543879
RND87877	HO 40' Gondola, CR #544056

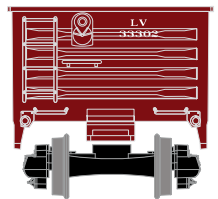

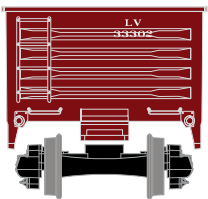
## Elgin, Joliet & Eastern



Era: 1950s+

RND87878	HO 40' Gondola, EJ&E #30407
RND87879	HO 40' Gondola, EJ&E #30433
RND87880	HO 40' Gondola, EJ&E #30486

## Lehigh Valley



Era: 1959+

RND87957	HO 40' Gondola, LV #33302
RND87958	HO 40' Gondola, LV #33355
RND87959	HO 40' Gondola, LV #33391

**\$26.98**SRP



Visit Your Local Retailer | Visit [www.athearn.com](http://www.athearn.com) | Call 1.800.338.4639

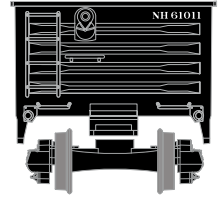
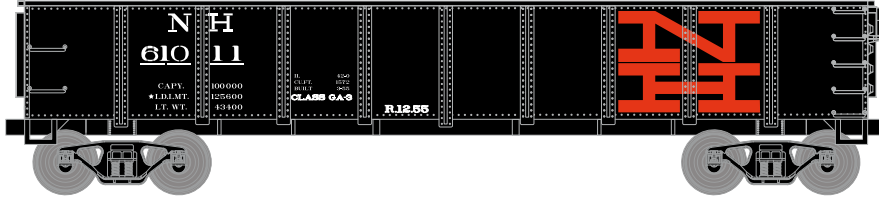
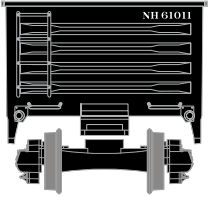


# HO 40' Gondola

Announced 9.29.17  
Available for Backorder

ETA: September 2018

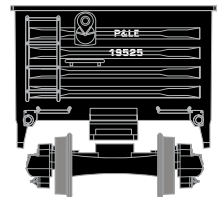
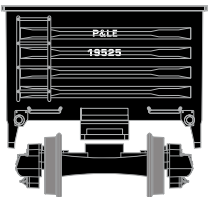
## New Haven



Era: 1955+

RND87960	HO 40' Gondola, NH #61011
RND87961	HO 40' Gondola, NH #61034
RND87962	HO 40' Gondola, NH #61072

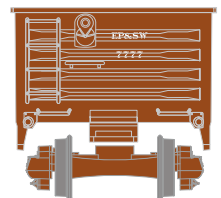

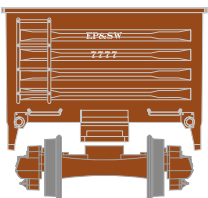
## Pittsburgh & Lake Erie



Era: 1970s+

RND87963	HO 40' Gondola, P&LE #19525
RND87964	HO 40' Gondola, P&LE #19562
RND87965	HO 40' Gondola, P&LE #19587

## El Paso & Southwestern



Era: Late 1910s+

RND87966	HO 40' Gondola, EP&SW #7777
RND87967	HO 40' Gondola, EP&SW #7862
RND87968	HO 40' Gondola, EP&SW #7905

## All Road Names

### PROTOTYPE AND BACKGROUND INFO:

Gondolas are ideal for carrying a variety of raw materials and finished products which are not suitable for boxcars. The trough design lends itself to a simple loading and unloading procedure. Shorter gondolas such as the 40' design may also be utilized in services where the cargo is denser/heavier, such as coiled steel.

### MODEL FEATURES:

- New road numbers and paint schemes
- Fully assembled and ready-to-run
- Precision machined metal wheels
- Body mounted McHenry scale knuckle spring couplers
- Highly-detailed, injection molded body
- Painted and printed for realistic decoration
- Weighted for trouble-free operation
- Wheels with RP25 contours operate on all popular brands of track
- Window packaging for easy viewing
- Interior plastic blister safely holds the model for convenient storage
- Minimum radius: 18"

**\$26.98**SRP



Visit Your Local Retailer | Visit [www.athearn.com](http://www.athearn.com) | Call 1.800.338.4639

\* Union Pacific Licensed Product